

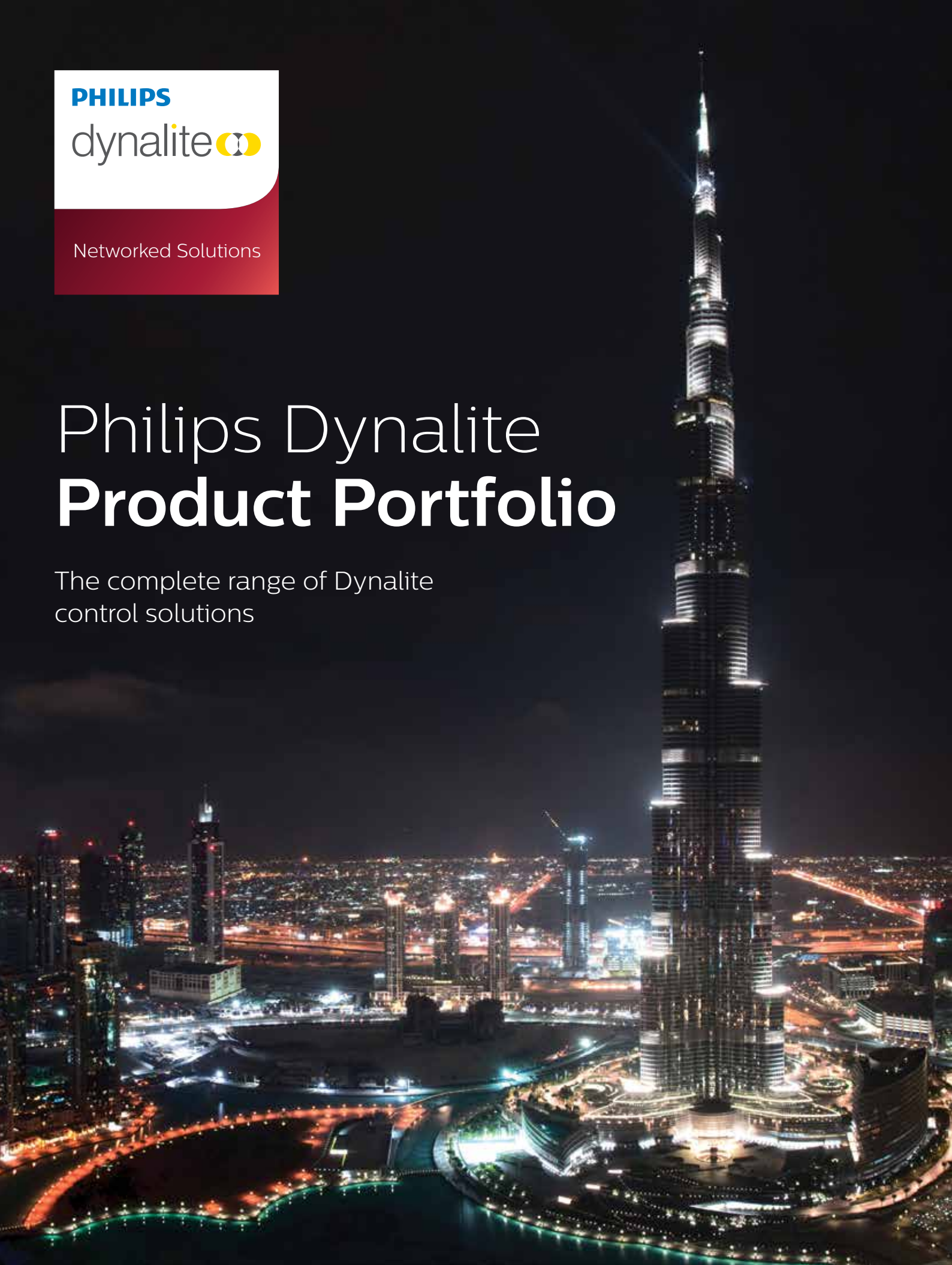
PHILIPS

dynalite 

Networked Solutions

Philips Dynalite Product Portfolio

The complete range of Dynalite
control solutions





Philips Dynalite – the intelligent choice

When you choose Philips Dynalite, you are selecting the world’s finest lighting control system. Tried and tested in more than 30,000 projects, Philips Dynalite has implemented some of the largest and most extensive control networks around the globe. The same robust technology can be used in any application, on any scale.

Philips Dynalite is a business that forms part of the Global Systems Group within Philips Professional Lighting Solutions. The Global Systems Group now includes several worldwide leaders in LED lighting and advanced lighting controls – including Color Kinetics, Dynalite, CityTouch, Large Luminous Surfaces and Teletrol.

Combined, these groups offer over 80 years of market knowledge and experience in developing best-in-class lighting solutions and controls. By bringing these organizations together, the Philips Global Systems Group builds on our extraordinary strengths and depth of expertise to bring the best-in-the-industry connected lighting systems to our valued customers and partners.

Our experience and expertise are unrivalled and our reputation is based on delivering successful outcomes for difficult and challenging projects. So, it is not really a matter of “Why use Philips Dynalite?” but “Why use anything else?”

This Product Portfolio aims to provide a general overview of the Dynalite range of Indoor Networked Controls products and solutions. Further and more detailed information can be found on each product in their specific Technical Datasheet, available for download at: www.philips.com/dynalite



Contents

User Interfaces

PABPA	AntumbraButton	7
PABPE	AntumbraButton	7
PADPA	AntumbraDisplay	8
PADPE	AntumbraDisplay	8
PATPA	AntumbraTouch	9
PATPE	AntumbraTouch	9
DR2PA	Revolution Series	10
DR2PE	Revolution Series	10
DR2PA-SA	Hotel Room System Actuator	11
DR2PE-SA	Hotel Room System Actuator	11
DPNA	Classic Series	12
DPNE	Classic Series	12
DPNA-SF	Classic Series	13
DPNE-SF	Classic Series	13
DLPA	Standard Series	14
DLPE	Standard Series	14
DL2PA	Standard Series	15
DPWE	Standard Series	15
DTP100	Color Touchscreen	16
DTP170	Color Touchscreen	16

Sensors

DUS804C	Multifunction Sensor	18
DUS804C-DALI	Multifunction Sensor	18
DUS804C-RJ-DA	Ecosec Multifunction Sensor	19
DUS804C-UP	Multifunction Sensor	19
DUS704C	Universal Sensor	20
DUS704W	Universal Sensor	20
DUS90-AHB-DALI	Multifunction Sensor	21
DUS90-WHB-DALI	Multifunction Sensor	21
DUS30-LHB-DALI	Multifunction Sensor	22
DTS900	Temperature Sensor	22
DTS900M	Temperature Sensor	23

Timeclocks

DTC602	Timeclock	25
DTCE602	Timeclock	25
DDTC001	Timeclock	26

Relay Controllers

DMRC210	Relay Controller	28
DMRC210-RJ-DA	Relay Controller	28
DDRC420FR	Relay Controller	29
DDRC810DT-GL	Relay Controller	29
DDRC810GL	Relay Controller	30
DDRC820FR-CS-BT	Relay Controller	30
DDRC1220FR-GL	Relay Controller	31
DDRC-GRMS10	Hotel Room Controller Switching	31
DRC1205	Relay Controller	32
DRC1210	Relay Controller	32
DRC1220GL	Relay Controller	33
DRC810DT	Relay Controller	33

Leading Edge Dimmer Controllers

DDLE801	Leading Edge Dimmer Controller	35
DDLE802	Leading Edge Dimmer Controller	35
DLE405	Leading Edge Dimmer Controller	36
DLE410	Leading Edge Dimmer Controller	36
DLE1203	Leading Edge Dimmer Controller	37
DLE1205	Leading Edge Dimmer Controller	37
DLE1210	Leading Edge Dimmer Controller	38
DLE1210GL	Leading Edge Dimmer Controller	38
DLE120-S	Leading Edge Dimmer Controller	39
DLE220-S	Leading Edge Dimmer Controller	39
DLE1220GL-S	Leading Edge Dimmer Controller	40

Trailing Edge Dimmer Controllers

DTE310	Trailing Edge Dimmer Controller	42
DTE1210	Trailing Edge Dimmer Controller	42

Signal Dimmer Controllers

DBC905	Signal Dimmer Controller	44
DBC1205	Signal Dimmer Controller	44
DBC1210	Signal Dimmer Controller	45
DBC1220GL	Signal Dimmer Controller	45
DDBC120-DALI	MultiMaster DALI Driver Controller	46
DDBC300-DALI	DALI Driver Controller	46
DDBC320-DALI	DALI Driver Controller	47
DDBC516FR	Signal Dimmer Controller	47
DDBC1200	Signal Dimmer Controller	48
DMBC110	Signal Dimmer & Relay Controller	48
DBC410	Signal Dimmer Controller	49

LED PWM Controllers

DDLEDC60035	PWM Controller	51
DDLEDC605-GL	PWM Controller	51

Multipurpose Controllers

DDMC802	Multipurpose Modular Controller	53
DDMC802GL	Multipurpose Modular Controller	53
DDMC-GRMSPLUS	Hotel Room Controller Dimming	54
DMC810GL	Multipurpose Controller	54

Integration Devices

EnvisionGateway	10/100 BaseT Gateway	56
DDNG232	RS232 Network Gateway	56
DMNG232	RS232 Network Gateway	57
DNG232	RS232 Network Gateway	57
DDNG485	Network Gateway	58
DDNI485	Passive Gateway	58
DNG485	RS-485/DMX512 Gateway	59
DDNG-BACnet	BACnet Gateway	59
DDNG-KNX	KNX Network Gateway	60
DDNI-LON	LON Gateway	60
DPMI940	Dry Contact Interface	61
DPMI940-DALI	Dry Contact Interface	61
DDMIDC8	Low Level Input Integrator	62
DIR-TX8	Infrared Transmitter	62
DDFCUC010	Fan Coil Unit Controller	63
DDFCUC024	Fan Coil Unit Controller	63

Network Devices and Commissioning

DDNP1501	Network Power Supply	65
DDPB22RJ12	Network Junction Box	65
DyNet-SFLAT6-CABLE	Flat Cable	66
DyNet-STP-CABLE-LSZH	Cat5 Cable	66
DMAL120F	Active Load	67
DTK622	Network Gateway	67
DPP601	Portable Programmer	68

Software and Apps

EnvisionManager	System Software	70
EnvisionProject	Commissioning Software	70
EnvisionTouch	Self-Configuring Mobile App	71
DynamicTouch	Customizable Mobile App	71

Further Reading

Notes



User Interfaces

The Pole House
Fairhaven, Australia

Image used with permission
of owner Kathi Adams.
Photograph by Simon Lakey.

PABPA AntumbraButton

The most flexible user interface solution available

The AntumbraButton user interface consists of large mechanical buttons that can be customized with text or icons and incorporates the latest in field effect technology. The contemporary design features a number of button configurations, with each button capable of local or site-wide control functions. The PABPA range is suitable for, but not limited to North American, South American, Australian and New Zealand markets.

Field effect technology – The user interface detects an approaching user and ‘wakes up’, initiating a wall-wash lighting effect to encourage interaction.

Supplied as two components – The Application Module contains buttons, rim, base and mounting plate, which can be mixed and matched to suit décor. The Communication Module contains all of the logical and network functions and is pre-programmed off-site, allowing commissioning to commence prior to finish options being finalized.

Hidden sensory inputs – An internal light sensor measures ambient light and adjusts lightwash effect accordingly. A built-in temperature sensor automatically adjusts air conditioning when integrated into the system.

Multiple language and icon labeling – Button labeling language choices include English, Chinese and Arabic. A library of common icons transcends language barriers, which is particularly useful in hospitality applications.

Selection of rim and fascia options – Allows décor matching to suit any environment. Refer to the User Interface Brochure for further information on color options.

Dimensions:
116 mm x 75 mm x 23 mm (4.6" x 2.9" x 0.9")

Ordering Code:
Please contact your local Philips Representative



PABPE AntumbraButton

The most flexible user interface solution available

The AntumbraButton user interface consists of large mechanical buttons that can be customized with text or icons and incorporates the latest in field effect technology. The contemporary design features a number of button configurations, with each button capable of local or site-wide control functions. The PABPE range is suitable for, but not limited to, European, Middle Eastern, African and Asian markets.

Field effect technology – The user interface detects an approaching user and ‘wakes up’, initiating a wall-wash lighting effect to encourage interaction.

Supplied as two components – The Application Module contains buttons, rim, base and mounting plate, which can be mixed and matched to suit décor. The Communication Module contains all of the logical and network functions and is pre-programmed off-site, allowing commissioning to commence prior to finish options being finalized.

Hidden sensory inputs – An internal light sensor measures ambient light and adjusts lightwash effect accordingly. A built-in temperature sensor automatically adjusts air conditioning when integrated into the system.

Multiple language and icon labeling – Button labeling language choices include English, Chinese and Arabic. A library of common icons transcends language barriers, which is particularly useful in hospitality applications.

Selection of rim and fascia options – Allows décor matching to suit any environment. Refer to the User Interface Brochure for further information on color options.

Dimensions:
88 mm x 88 mm x 23 mm (3.5" x 3.5" x 0.9")

Ordering Code:
Please contact your local Philips Representative



PADPA AntumbraDisplay

The most flexible user interface solution available

The AntumbraDisplay user interface incorporates the latest in field effect technology. The contemporary design features a number of button configurations, with each button capable of local or site-wide control functions and a central LCD display to present multiple pages of functions and systems information. The PADPA range is suitable for, but not limited to, North American, South American, Australian and New Zealand markets.

Field effect technology – The user interface detects an approaching user and ‘wakes up’, initiating a wall-wash lighting effect to encourage interaction.

Supplied as two components – The Application Module contains buttons, rim, base and mounting plate, which can be mixed and matched to suit décor. The Communication Module contains all of the logical and network functions and is pre-programmed off-site, allowing commissioning to commence prior to finish options being finalized.

Hidden sensory inputs – An internal light sensor measures ambient light and adjusts lightwash effect accordingly. A built-in temperature sensor automatically adjusts air conditioning when integrated into the system.

Multiple language and icon labeling – Display labeling language choices include English, Chinese and Arabic. A library of common icons transcends language barriers, which is particularly useful in hospitality applications.

Central LCD – Allows for display of system information including temperature, time, channel level and current scene. Button function can change when navigating between up to 16 pages.

Selection of rim and fascia options – Allows décor matching to suit any environment. Refer to the User Interface Brochure for further information on color options.



Dimensions:
116 mm x 75 mm x 36 mm (4.6" x 3.0" x 1.4")

Ordering Code:
Please contact your local Philips Representative

PADPE AntumbraDisplay

The most flexible user interface solution available

The AntumbraDisplay user interface incorporates the latest in field effect technology. The contemporary design features a number of button configurations, with each button capable of local or site-wide control functions and a central LCD display to present multiple pages of functions and systems information. The PADPE range is suitable for, but not limited to, European, Middle Eastern, African and Asian markets.

Field effect technology – The user interface detects an approaching user and ‘wakes up’, initiating a wall-wash lighting effect to encourage interaction.

Supplied as two components – The Application Module contains buttons, rim, base and mounting plate, which can be mixed and matched to suit décor. The Communication Module contains all of the logical and network functions and is pre-programmed off-site, allowing commissioning to commence prior to finish options being finalized.

Hidden sensory inputs – An internal light sensor measures ambient light and adjusts lightwash effect accordingly. A built-in temperature sensor automatically adjusts air conditioning when integrated into the system.

Multiple language and icon labeling – Display labeling language choices include English, Chinese and Arabic. A library of common icons transcends language barriers, which is particularly useful in hospitality applications.

Central LCD – Allows for system information to be shown such as temperature, time, channel level and current scene. Button function can change when navigating between the up to 16 pages.

Selection of rim and fascia options – Allows décor matching to suit any environment. Refer to the User Interface Brochure for further information on color options.



Dimensions:
88 mm x 88 mm x 36 mm (3.5" x 3.5" x 1.4")

Ordering Code:
Please contact your local Philips Representative

PATPA AntumbraTouch

The most flexible user interface solution available

The AntumbraTouch user interface has a smooth glass finish and uses 'capacitive touch' technology to detect a persons presence. It also incorporates the latest in field effect technology. The contemporary design features a number of button configurations, with each button capable of local or site-wide control functions. The PATPA range is suitable for, but not limited to, North American, South American, Australian and New Zealand markets.

Field effect technology – The user interface detects an approaching user and 'wakes up', initiating a wall-wash lighting effect to encourage interaction.

Capacitive touch technology – Smooth glass finish detects the presence of a finger and triggers a button press action.

Supplied as two components – The Application Module contains buttons, rim, base and mounting plate, which can be mixed and matched to suit décor. The Communication Module contains all of the logical and network functions and is pre-programmed off-site, allowing commissioning to commence prior to finish options being finalized.

Hidden sensory inputs – An internal light sensor measures ambient light and adjusts lightwash effect accordingly. A built-in temperature sensor automatically adjusts air conditioning when integrated into the system.

Multiple language and icon labeling – Button labeling language choices include English, Chinese and Arabic. A library of common icons transcends language barriers, which is particularly useful in hospitality applications.

Selection of rim and fascia options – Allows décor matching to suit any environment. Refer to the User Interface Brochure for further information on color options.



Dimensions:
116 mm x 75 mm x 22 mm (4.6" x 3.0" x 0.9")

Ordering Code:
Please contact your local Philips Representative

PATPE AntumbraTouch

The most flexible user interface solution available

The AntumbraTouch user interface has a smooth glass finish and uses 'capacitive touch' technology to detect a persons presence. It also incorporates the latest in field effect technology. The contemporary design features a number of button configurations, with each button capable of local or site-wide control functions. The PATPE range is suitable for, but not limited to, European, Middle Eastern, African and Asian markets.

Field effect technology – The user interface detects an approaching user and 'wakes up', initiating a wall-wash lighting effect to encourage interaction.

Capacitive touch technology – Smooth glass finish detects the presence of a finger and triggers a button press action.

Supplied as two components – The Application Module contains buttons, rim, base and mounting plate, which can be mixed and matched to suit décor. The Communication Module contains all of the logical and network functions and is pre-programmed off-site, allowing commissioning to commence prior to finish options being finalized.

Hidden sensory inputs – An internal light sensor measures ambient light and adjusts lightwash effect accordingly. A built-in temperature sensor automatically adjusts air conditioning when integrated into the system.

Multiple language and icon labeling – Button labeling language choices include English, Chinese and Arabic. A library of common icons transcends language barriers, which is particularly useful in hospitality applications.

Selection of rim and fascia options – Allows décor matching to suit any environment. Refer to the User Interface Brochure for further information on color options.



Dimensions:
88 mm x 88 mm x 22 mm (3.5" x 3.5" x 0.9")

Ordering Code:
Please contact your local Philips Representative

DR2PA Revolution Series

Clip-on cover system provides the ultimate design flexibility

The Philips Dynalite Revolution series of user interfaces provides a direct connection to the DyNet network. The devices can communicate directly with each other, with lighting load controllers and with other integration devices, offering a simple user interface capable of complex automation system functions. The DR2PA range is suitable for, but not limited to, North American, South American, Australian and New Zealand markets.

Extensive designer range – Innovative clip-on cover fastening system provides the ultimate flexibility in décor-matching. Standard finishes include brushed stainless steel and white or black glass. Custom options available in wood grain, processed stone, laminate or fabric.

A choice of button colors – To complement the cover color and finish choice, buttons are available in silver, white or charcoal grey. Buttons with IR receive capability are also offered, giving flexible control via a hand-held remote.

Custom engraving options – Identification of button function is made simple through custom engraving. Buttons can be labeled to identify purpose or

area, providing accurate explanation of function. Backlighting assists to locate the UI and provides ease of readability, even in a darkened environment.

LED status indicators – Easily discern which mode is in operation via the LED indicator on each button.

Standard control options – Each button can be programmed to perform a range of standard control options that are individually configured to perform functions including toggle lighting on/off and ramp lighting up/down.

Complex functionality in a single action – A single button press can be used to effect an entire system change, providing a true automation solution.



Designed to meet any requirement – Available in one to 24 button configurations, the Revolution series user interfaces can be designed to perform as many or as few functions as required.

Dimensions:
117 mm x 75 mm x 30 mm (4.6" x 2.9" x 1.2")

Ordering Code:
Please contact your local Philips Representative

DR2PE Revolution Series

Clip-on cover system provides the ultimate design flexibility

The Philips Dynalite Revolution series of user interfaces provides a direct connection to the DyNet network. The devices can communicate directly with each other, with lighting load controllers and with other integration devices, offering a simple user interface capable of complex automation system functions. The DR2PE range is suitable for, but not limited to, European, Middle Eastern, African and Asian markets.

Extensive designer range – Innovative clip-on cover fastening system provides the ultimate flexibility in décor-matching. Standard finishes include brushed stainless steel and white or black glass. Custom options available in wood grain, processed stone, laminate or fabric.

A choice of button colors – To complement the cover color and finish choice, buttons are available in silver, white or charcoal grey. Buttons with IR receive capability are also offered, giving flexible control via a hand-held remote.

Custom engraving options – Identification of button function is made simple through custom engraving. Buttons can be labeled to identify purpose or area, providing accurate

explanation of function. Backlighting assists to locate the panel and provides ease of readability, even in a darkened environment.

LED status indicators – Easily discern which mode is in operation via the LED indicator on each button.

Standard control options – Each button can be programmed to perform a range of standard control options that are individually configured to perform functions including toggle lighting on/off and ramp lighting up/down.

Complex functionality in a single action – A single button press can be used to effect an entire system change, providing a true automation solution.



Designed to meet any requirement – Available in one to 24 button configurations, the Revolution series user interfaces can be designed to perform as many or as few functions as required.

Dimensions:
89 mm x 89 mm x 31 mm (3.5" x 3.5" x 1.2")

Ordering Code:
Please contact your local Philips Representative

DR2PA-SA Hotel Room System Actuator

Simple hotel room automation

The Philips Dynalite hotel system actuator provides a simple individual room energy management solution. Inserting or removing the room access card into the actuator switches between 'occupied' and 'unoccupied' modes to perform a host of functions including opening or closing blinds, switching lighting on or off, selecting pre-set air conditioning settings and controlling power to designated electrical outlets. The DR2PA-SA is suitable for, but not limited to, North American, South American, Australian and New Zealand markets.

Network capability – Integration with other devices on the Philips Dynalite network provides advanced control functionality from a single control point.

Extensive designer range – Innovative clip-on cover fastening system provides the ultimate flexibility in décor-matching. Standard finishes include brushed stainless steel and white or black glass. Custom orders available in wood grain, processed stone, laminate or fabric.

Card holder finish and color choices – Card holders are available in three finishes to complement any hotel room decor. Backlight available in red, green or blue.

Dimensions:
117 mm x 75 mm x 37 mm (4.6" x 2.9" x 1.4")

Ordering Code:
Please contact your local Philips Representative



DR2PE-SA Hotel Room System Actuator

Simple hotel room automation

The Philips Dynalite hotel system actuator provides a simple individual room energy management solution. Inserting or removing the room access card into the actuator switches between 'occupied' and 'unoccupied' modes to perform a host of functions including opening or closing blinds, switching lighting on or off, selecting pre-set air conditioning settings and controlling power to designated electrical outlets. The DR2PE-SA is suitable for, but not limited to, European, Middle Eastern, African and Asian markets.

Network capability – Integration with other devices on the Philips Dynalite network provides advanced control functionality from a single control point.

Extensive designer range – Innovative clip-on cover fastening system provides the ultimate flexibility in décor-matching. Standard finishes include brushed stainless steel and white or black glass. Custom orders available in wood grain, processed stone, laminate or fabric.

Card holder finish and color choices – Card holders are available in three finishes to complement any hotel room decor. Backlight available in red, green or blue.

Dimensions:
88 mm x 88 mm x 37 mm (3.5" x 3.5" x 1.4")

Ordering Code:
Please contact your local Philips Representative



DPNA Classic Series

Contemporary styling to suit any application

The Philips Dynalite DPNA series user interfaces are a popular choice for commercial and residential applications, providing an integrated automation solution. The DPNA range is suitable for, but not limited to, North American, South American, Australian and New Zealand markets.

Available in a range of finishes –

Supplied as standard in high quality brushed stainless steel, user interfaces are also available in custom powder coat colors on request.

LED status indicators on each button –

Provides tactile and visual feedback on system operation.

Removable button caps – Allows

engraving for easy identification of button function.

Button color choices – Supplied in silver

as standard, with black bezel and black engraving, button caps are also available in charcoal grey as a standard option.

Available in 13 standard layouts –

Incorporates the most commonly used control scenarios.

Custom features available – Optional devices including faders, displays, key switches, plug sockets and engraving are available for unique control solutions.

Dimensions:

115 mm x 72 mm x 34 mm (4.5" x 2.8" x 1.3")

Ordering Code:

Please contact your local Philips Representative



DPNE Classic Series

Contemporary styling to suit any application

The Philips Dynalite DPNE series user interfaces are a popular choice for commercial and residential applications, providing an integrated automation solution. The DPNE range is suitable for, but not limited to, European, Middle Eastern, African and Asian markets.

Available in a range of finishes –

Supplied as standard in high quality brushed stainless steel, user interfaces are also available in custom powder coat colors on request.

LED status indicators on each button –

Provides tactile and visual feedback on system operation.

Removable button caps – Allows

engraving for easy identification of button function.

Button color choices – Supplied in silver

as standard, with black bezel and black engraving, button caps are also available in charcoal grey as a standard option.

Custom features available – Optional devices including faders, displays, key switches, plug sockets and engraving are available for unique control solutions.

Dimensions:

86 mm x 86 mm x 34 mm (3.4" x 3.4" x 1.3")

Ordering Code:

Please contact your local Philips Representative



DPNA-SF Classic Series

Contemporary styling to suit any application

The Philips Dynalite DPNA-SF series user interfaces are a popular choice for commercial and residential applications, providing an integrated automation solution. The DPNA-SF range features a screwless fascia and is suitable for, but not limited to, North American, South American, Australian and New Zealand markets.

Screwless fixing fascia – For use in applications where design aesthetic is a key consideration.

Available in a range of standard finishes – Supplied as standard in high quality brushed stainless steel, user interfaces are also available in polished brass, mirrored stainless steel or white powder coat. Custom powder coat colors are available on request.

LED status indicators on each button – Provides tactile and visual feedback on system operation.

Removable button caps – Allows engraving for easy identification of button function.

Button color choices – Supplied in silver as standard, with black bezel and black engraving, button caps are also available in charcoal grey as a standard option.

Available in 13 standard layouts – Incorporates the most commonly used control scenarios.

Custom features available – Optional devices including faders, displays, key switches, plug sockets and engraving are available for unique control solutions.

Dimensions:
115 mm x 72 mm x 34 mm (4.5" x 2.8" x 1.3")

Ordering Code:
Please contact your local Philips Representative



DPNE-SF Classic Series

Contemporary styling to suit any application

The Philips Dynalite DPNE-SF series user interfaces are a popular choice for commercial and residential applications, providing an integrated automation solution. The DPNE-SF range features a screwless fascia and is suitable for, but not limited to, European, Middle Eastern, African and Asian markets.

Screwless fixing fascia – For use in applications where design aesthetic is a key consideration.

Available in a range of standard finishes – Supplied as standard in high quality brushed stainless steel, user interfaces are also available in polished brass, mirrored stainless steel or white powder coat. Custom powder coat colors are available on request.

LED status indicators on each button – Provides tactile and visual feedback on system operation.

Removable button caps – Allows engraving for easy identification of button function.

Button color choices – Supplied in silver as standard, with black bezel and black engraving, button caps are also available in charcoal grey as a standard option.

Available in 13 standard layouts – Incorporates the most commonly used control scenarios.

Custom features available – Optional devices including faders, displays, key switches, plug sockets and engraving are available for unique control solutions.

Dimensions:
88 mm x 88 mm x 34 mm (3.5" x 3.5" x 1.3")

Ordering Code:
Please contact your local Philips Representative



DLPA Standard Series

Blending aesthetics and function

Anything but standard, the DLPA range is beautifully formed and highly functional. Built with the full Philips Dynalite feature set, these simple yet elegant interfaces bring the full power of the automation system to the touch of a button. The DLPA range is suitable for, but not limited to, North American, South American, Australian and New Zealand markets.

Aesthetically pleasing – Provides an elegant point for integrated automation in commercial buildings and homes.

Available in two configurations – Single column, for up to five buttons and a dual column design for up to ten buttons, where more complex control is required.

Incorporates a miniature DyNet control network socket – Discreetly located under the snap-on cover, the network socket enables system adjustments and programming from any user interface on the network.

Smooth action buttons with LED indicators – Provide tactile and visual feedback and are easily removed for engraving.

Integrated Infrared (IR) receive capability – Eliminates the need for separate sensors where IR remotes are required.

Décor matching capability – Available in a range of fascia, bezel and button cap colors and finishes.

Dimensions:
116 mm x 68 mm x 34 mm (4.6" x 2.7" x 1.4")

Ordering Code:
Please contact your local Philips Representative



DLPE Standard Series

Blending aesthetics and function

Anything but standard, the DLPE range is beautifully formed and highly functional. Built with the full Philips Dynalite feature set, these simple yet elegant interfaces bring the full power of the automation system to the touch of a button. The DLPE range is suitable for, but not limited to, European, Middle Eastern, African and Asian markets.

Aesthetically pleasing – Provides an elegant point for integrated automation in commercial buildings and homes.

Available in two configurations – Single column, for up to five buttons and a dual column design for up to ten buttons, where more complex control is required.

Incorporates a miniature DyNet control network socket – Discreetly located under the snap-on cover, the network socket enables system adjustments and programming from any user interface on the network.

Smooth action buttons with LED indicators – Provide tactile and visual feedback and are easily removed for engraving.

Integrated Infrared (IR) receive capability – Eliminates the need for separate sensors where IR remotes are required.

Décor matching capability – Available in a range of fascia, bezel and button cap colors and finishes.

Dimensions:
87 mm x 87 mm x 34 mm (3.4" x 3.4" x 1.4")

Ordering Code:
Please contact your local Philips Representative



DL2PA Standard Series

Blending aesthetics and function

Anything but standard, the DL2PA range is beautifully formed and highly functional. Built with the full Philips Dynalite feature set, these simple yet elegant interfaces bring the full power of the automation system to the touch of a button. The DL2PA range features a slimline finish and is suitable for, but not limited to, North American, South American, Australian and New Zealand markets.

Slimline finish – Ultra-thin profile provides a less intrusive alternative, where aesthetics are a key issue.

Aesthetically pleasing – Provides an elegant point for integrated automation in commercial buildings and homes.

Available in two configurations – Single column, for up to five buttons and a dual column design for up to ten buttons, where more complex control is required.

Incorporates a miniature DyNet control network socket – Discreetly located under the snap-on cover, the network socket enables system adjustments and programming from any user interface on the network.

Smooth action buttons with blue LED indicators – Provide tactile and visual feedback and are easily removed for engraving.

Integrated Infrared (IR) receive capability – Eliminates the need for separate sensors where IR remotes are required.

Décor matching capability – Available in a range of fascia, bezel and button cap colors and finishes.

Dimensions:
116 mm x 74 mm x 35 mm (4.6" x 2.9" x 1.4")

Ordering Code:
Please contact your local Philips Representative



DPWE Standard Series

Blending aesthetics and function

Anything but standard, the DPWE range is beautifully formed and highly functional. Built with the full Philips Dynalite feature set, these simple yet elegant user interfaces bring the full power of the automation system to the touch of a button. The DPWE range features a slimline finish and is suitable for, but not limited to, European, Middle Eastern, African and Asian markets.

Aesthetically pleasing – Providing an elegant point for integrated automation in commercial buildings and homes.

Slimline finish – Ultra-thin profile provides a less intrusive alternative, where aesthetics are a key issue.

Available in two configurations – Single column, for up to five buttons and a dual column design for up to ten buttons, where more complex control is required.

Incorporates a miniature DyNet control network socket – Discreetly located under the snap-on cover, the network socket enables system adjustments and programming from any user interface on the network.

Smooth action buttons with LED indicators – Provide tactile and visual feedback and are easily removed for engraving.

Integrated Infrared (IR) receive capability – Eliminates the need for separate sensors where IR remotes are required.

Décor matching capability – Available in a range of fascia, bezel and button cap colors and finishes.

Dimensions:
86 mm x 86 mm x 34 mm (3.4" x 3.4" x 1.4")

Ordering Code:
Please contact your local Philips Representative



DTP100 Color Touchscreen

A feature-rich color LCD touchscreen

A Philips Dynalite touchscreen adds a new dimension of control to any automation application. The DTP100 supports a range of features that provide end-users with the ultimate in automation system interaction. The screen interface can be customized to control all automation elements from one location. The device features a screen size of H 56mm x W 95mm.

Vivid graphics and sophisticated onscreen controls – Objects such as logos, buttons, faders, floor plans and diagnostic icons can be placed on pages to perform simple or complex control functions.

Simple page creation – Easy-to-use pages are created using Philips Dynalite's touchscreen editor and JavaScript is fully supported.

Windows operating system and full internet connectivity – Runs Windows CE 6.0 and Internet Explorer 6. Full Windows Media Player 9 and MP3 file support.

Décor matching capability – The innovative clip-on fascia can be matched with Revolution series user interfaces, or customized using practically any flat architectural medium.

Dimensions:
88 mm x 146 mm x 6 mm (3.5" x 5.8" x 0.2")

Ordering Code:

Stainless steel fascia	12NC – 913703074509
Black glass fascia	12NC – 913703074609
White glass fascia	12NC – 913703074709
<i>Custom finishes available – ask your Philips representative</i>	
Recess metal wallbox	12NC – 913703075309
Recess drywall wallbox	12NC – 913703075809
Surface mount wallbox	12NC – 913703075909



DTP170 Color Touchscreen

A feature-rich color LCD touchscreen

A Philips Dynalite touchscreen adds a new dimension of control to any automation application. The DTP170 supports a range of features that provide end-users with the ultimate in automation system interaction. The screen interface can be customized to control all automation elements from one location. The device features a screen size of H 94mm x W 155mm.

Vivid graphics and sophisticated onscreen controls – Objects such as logos, buttons, faders, floor plans and diagnostic icons can be placed on pages to perform simple or complex control functions.

Simple page creation – Easy-to-use pages are created using Philips Dynalite's touchscreen editor and JavaScript is fully supported.

Windows operating system and full internet connectivity – Runs Windows CE 6.0 and Internet Explorer 6. Full Windows Media Player 9 and MP3 file support.

Dimensions:
149 mm x 233 mm x 7 mm (5.9" x 9.2" x 0.3")

Ordering Code:

Stainless steel fascia (std) – no wallbox	12NC – 913703075709
Stainless steel fascia with wallbox	12NC – 913703076109
With black borosilicate glass fascia (option)	12NC – 913703076409
With white optically clear starfire glass fascia (option)	12NC – 913703075409
<i>Custom finishes available – ask your Philips representative</i>	
Wallbox only	12NC – 913703076209

Décor matching capability – The innovative clip-on fascia can be matched with Revolution series user interfaces, or customized using practically any flat architectural medium.





Sensors

DUS804C Multifunction Sensor

Low profile recessed 360° flush mount ceiling sensor

The DUS804C is a recess mountable 360 degree multifunction sensor that combines motion detection (PIR), Infrared remote control reception (IR) and ambient light level detection (PE) into one device in applications such as offices, lecture theaters and homes.

Motion detection feature – Detects the presence or absence of motion and adjusts lights accordingly.

Segmented click-up bezel – Surrounds the motion sensor element and enables a portion of the sensing field to be masked. This prevents nuisance detection from adjacent doorways or corridors.

Ambient light level detection and daylight harvesting – In applications where it is critical to maintain precise light, the PE function reads ambient levels and adjusts artificial light accordingly.

Infrared receive capability – Manually adjust light levels using a hand-held remote control, via the inbuilt IR receive sensor of the DUS804C.

Daylight Harvesting mode – Delivers automatic energy savings.

Dimensions:
72 mm dia. x 35 mm (2.8" dia. x 1.4")

Ordering Code:

Standard Product	12NC – 913703071009
Slight motion sensitivity	12NC – 913703071109
2 x RJ12 network sockets	12NC – 913703071209
2 x RJ12 sockets/slight motion	12NC – 913703071309



DUS804C-DALI Multifunction Sensor

Low profile sensor powered by the DALI network

The DUS804C-DALI is a recess mountable 360 degree multifunction sensor that combines motion detection (PIR) and ambient light level detection (PE) in one device. The DUS804C-DALI is powered and communicates to the networked control system via a DALI bus.

Powered directly by the DALI network – Eliminates the need for additional network field wiring.

Works with DALI master controller – Requires a DALI MultiMaster controller, such as the DDBC120-DALI, to operate.

Motion detection feature – Detection of motion within a scanned area triggers a programmed lighting action.

Segmented click-up bezel – Surrounds the motion sensor element and enables a portion of the sensing field to be masked. This prevents nuisance detection from adjacent doorways or corridors.

Ambient light level detection and daylight harvesting – In applications where it is critical to maintain precise light, the PE function reads ambient levels and adjusts artificial light accordingly.

Daylight Harvesting mode – Delivers automatic energy savings.

Dimensions:
72 mm dia. x 35 mm (2.8" dia. x 1.4")

Ordering Code:
12NC – 913703570409



DUS804C-RJ-DA EcoSet Motion Sensor

EcoSet ceiling mount motion sensor

The EcoSet DUS804-RJ-DA is a recess mountable 360 degree motion sensor that combines motion detection (PIR), Infrared remote control reception (IR) and ambient light level detection (PE) into the one device. The EcoSet DUS804-RJ-DA is a component of the EcoSet system and is a switch-settable sensor with time-out, designed to allow intelligent control of luminaires in combination with the EcoSet DMRC210-RJ-DA relay controller.

Low profile design – Flush-mounted 360 degree ceiling-mount motion detection (PIR) sensor.

No software set-up – All functionality can be achieved with the built-in dipswitches for area addressing, no-motion time-out and other advanced features.

Rapid configuration – Up to 31 individual addressing areas of control.

User-selectable options – No-motion time-out selectable to 30 seconds, 5 minutes, 15 minutes or 30 minutes.

Corridor hold – Links corridor areas with adjacent rooms so they remain lit while occupancy is detected.

Dimensions:
72 mm dia. x 35 mm (2.8" x 1.4")
Ordering Code:
12NC – 913703071409



DUS804C-UP Multifunction Sensor

Surface mount ceiling sensor with ultrasonic capability

The DUS804C-UP is a surface mountable 360 degree multifunction sensor that combines ultrasonic (UP), motion detection (PIR), Infrared remote control reception (IR) and ambient light level detection (PE) into one device in applications such as offices, lecture theaters and homes.

Motion detection feature – Detection of motion within scanned area triggers a programmed lighting action.

Ambient light level detection and daylight harvesting – In applications where it is critical to maintain precise light, the PE function reads ambient levels and adjusts artificial light accordingly.

Infrared receive capability – Manually adjust light levels using a hand-held remote control, via the inbuilt IR receive sensor of the DUS804C-UP.

Daylight Harvesting mode – Delivers automatic energy savings.

Dimensions:
90 mm dia. x 32 mm (3.5" x 1.3")
Ordering Code:
12NC – 913703070409



DUS704C Universal Sensor

Combination PIR, IR and PE sensing

The DUS704C is a surface mountable 360 degree sensor that combines motion detection (PIR), Infrared remote control reception (IR) and ambient light level detection (PE) into one device in applications such as offices, lecture theaters and homes.

Motion detection feature – Detects the presence or absence of motion and adjusts lights accordingly.

Ambient light level detection and daylight harvesting – In applications where it is critical to maintain precise light, the PE function reads ambient levels and adjusts artificial light accordingly.

Infrared receive capability – Manually adjust light levels using a hand-held remote control, via the inbuilt IR receive sensor of the DUS704C.

Multiple mounting options – The device is available in both 360 degree ceiling mount (DUS704C) or wide angle wall mount (DUS704W) versions.

Dimensions:
102 mm dia. x 33 mm (4.0" dia x 1.3")
Ordering Code:
12NC – 913703070009



DUS704W Universal Sensor

Combination PIR, IR and PE sensing

The DUS704W is a wall mountable 90 degree universal sensor that combines motion detection (PIR), Infrared remote control reception (IR) and ambient light level detection (PE) into one device in applications such as offices, lecture theaters and homes.

Motion detection feature – Detects the presence or absence of motion and adjusts lights accordingly.

Ambient light level detection and daylight harvesting – In applications where it is critical to maintain precise light, the PE function reads ambient levels and adjusts artificial light accordingly.

Infrared receive capability – Manually adjust light levels using a hand-held remote control, via the inbuilt IR receive sensor of the DUS704W.

Multiple mounting options – The device is available in both 360 degree ceiling mount (DUS704C) or wide angle wall mount (DUS704W) versions.

Dimensions:
84 mm x 65 mm x 46 mm (3.3" x 2.6" x 1.8")
Ordering Code:
Wall mount wide angle 12NC – 913703070209
Wall mount wide angle with mounting bracket 12NC – 913703001909
Long range lens (option) 12NC – 913703070309



DUS90-AHB-DALI Multifunction Sensor

Aisleway high bay DALI network sensor

The DUS90-AHB-DALI is a multifunction sensor that combines motion detection (PIR) and ambient light level detection (PE) in one device. The sensor uses the DALI protocol for power and communications to a network control system, eliminating the need for additional network field wiring. This sensor is ideal for mounting between warehouse shelving.

MultiMaster compatible – Fully compatible with a Philips Dynalite DALI MultiMaster controller, such as the DDBC120-DALI.

Motion detection feature – Detects the presence or absence of motion and triggers a programmed action.

Ambient light level detection – In applications where it is critical to maintain precise lighting levels, the PE function reads ambient levels and adjusts artificial light accordingly.

Daylight harvesting – When used in conjunction with networked open loop day lighting sensor.

Infrared receive capability – Enables sign-in identification to the networked system.

Additional networking advantages – Including reporting and monitoring software tools.

Targeted positioning – Directional wallmounting block allows sensors to be easily mounted and directed to the required area.

Dimensions:
66 mm x 70 mm x 61 mm (2.6" x 2.75" x 2.4")

Ordering Code:
12NC – 913703015409



DUS90-WHB-DALI Multifunction Sensor

Wide angle DALI network sensor

The DUS90-WHB-DALI is a multifunction sensor that combines motion detection (PIR) and ambient light level detection (PE) in one device. The sensor uses the DALI protocol for power and communications to a network control system, eliminating the need for additional network field wiring. This is a wide angle, general purpose sensor.

MultiMaster compatible – Fully compatible with a Philips Dynalite DALI MultiMaster controller, such as the DDBC120-DALI.

Motion detection feature – Detects the presence or absence of motion and triggers a programmed action.

Ambient light level detection – In applications where it is critical to maintain precise light, the PE function reads ambient levels and adjusts artificial light accordingly.

Daylight harvesting – When used in conjunction with networked open loop day lighting sensor.

Infrared receive capability – Enables sign-in to the networked system.

Additional networking advantages – Including reporting and monitoring software tools.

Targeted positioning – Directional wallmounting block allows sensors to be easily mounted and directed to the required area.

Dimensions:
66 mm x 70 mm x 61 mm (2.6" x 2.75" x 2.4")

Ordering Code:
12NC – 913703015409



DUS30-LHB-DALI Multifunction Sensor

Long-range high bay DALI network sensor

The DUS30-LHB-DALI is a multifunction sensor that combines motion detection (PIR) and ambient light level detection (PE) in one device. The sensor uses the DALI protocol for power and communications to a network control system, eliminating the need for additional network field wiring. This sensor is useful for long-range and trip detection.

MultiMaster compatible – Fully compatible with a Philips Dynalite DALI MultiMaster controller, such as the DDBC120-DALI.

Motion detection feature – Detects the presence or absence of motion and triggers a programmed action.

Ambient light level detection – In applications where it is critical to maintain precise lighting levels, the PE function reads ambient levels and adjusts artificial light accordingly.

Daylight harvesting – When used in conjunction with networked open loop day lighting sensor.

Infrared receive capability – Enables sign-in identification to the networked system.

Additional networking advantages – Including reporting and monitoring software tools.

Targeted positioning – Directional wallmounting block allows sensors to be easily mounted and directed to the required area.

Dimensions:
66 mm x 70 mm x 61 mm (2.6" x 2.75" x 2.4")

Ordering Code:
12NC – 913703015609



DTS900 Temperature Sensor

Measure and report ambient temperature to network devices

The DTS900 temperature sensor measures and reports ambient temperature data to other Philips Dynalite devices in situations where temperature control is critical, such as heating and cooling plants.

Incorporates filtering and hysteresis – Provides compensation for rapid temperature fluctuations.

Customized high and low set points – Create acceptable temperature parameters specific to the application using Envision commissioning software or other Philips Dynalite control devices, including touchscreens.

Integrate with touchscreens for two way network communication – Use DTP100 or DTP170 touchscreens to interrogate the sensor and display the current temperature in real time.

Dimensions:
70 mm x 70 mm x 26 mm (2.8" x 2.8" x 1.0")

Ordering Code:
12NC – 913703072009



DTS900M Temperature Sensor

Measure and report ambient temperature to network devices

The DTS900M temperature sensor measures and reports ambient temperature data to other Philips Dynalite devices in situations where temperature control is critical, such as heating and cooling plants. The DTS900M features a set point knob, to manually adjust the temperature.

Incorporates filtering and hysteresis – Provides compensation for rapid temperature fluctuations.

Customized high and low set points – Create acceptable temperature parameters specific to the application using Envision commissioning software or other Philips Dynalite control devices, including touchscreens.

Integrate with touchscreens for two way network communication – Use DTP100 or DTP170 touchscreens to interrogate the sensor and display the current temperature in real time.

User-adjustable – Manual temperature set point knob provided.

Dimensions:
70 mm x 70 mm x 26 mm (2.8" x 2.8" x 1.0")

Ordering Code:
12NC – 913703072109





Timeclocks

DTC602 Timeclock

Astronomical 365 day timeclock

The DTC602 timeclock is used to automate programmed tasks and events on a DyNet network. The DTC602 is suitable for, but not limited to, North American, South American, Australian and New Zealand markets.

Advanced clock controls – Features sunrise/sunset tracking and automatic adjustment for daylight saving.

Performs as an energy management controller – Uses powerful macro and conditional logic functions to perform full automation of large commercial projects, where automatic lighting events are required at predetermined times.

Sets the operating mode of other devices on the network – Can be used to set the operating mode of multifunction sensors, giving priority to IR, PIR or PE facilities, depending on the time of day or day of the week.

Local or remote operation – Programming and operation is possible either locally, utilizing the front panel LCD display and keypad, or remotely via a PC.

PIN protected – Prevent unauthorized system changes through use of PIN password protection.

Used as a system programmer – The timeclock can be used to program system changes, guiding the user step-by-step through the programming task. Channel, area and preset scene names are automatically uploaded from the network.

Dimensions:
133 mm x 162 mm x 24 mm (4.4" x 6.4" x 0.9")

Ordering Code:
12NC – 913703074109



DTCE602 Timeclock

Astronomical 365 day timeclock

The DTCE602 timeclock is used to automate programmed tasks and events on a DyNet network. The DTCE602 is suitable for, but not limited to, European, Middle Eastern, African and Asian markets.

Advanced clock controls – Features sunrise/sunset tracking and automatic adjustment for daylight saving.

Performs as an energy management controller – Uses powerful macro and conditional logic functions to perform full automation of large commercial projects, where automatic lighting events are required at predetermined times.

Sets the operating mode of other devices on the network – Can be used to set the operating mode of multifunction sensors, giving priority to IR, PIR or PE facilities, depending on the time of day or day of the week.

Local or remote operation – Programming and operation is possible either locally, utilizing the front panel LCD display and keypad, or remotely via a PC.

PIN protected – Prevent unauthorized system changes through use of PIN password protection.

Used as a system programmer – The timeclock can be used to program system changes, guiding the user step-by-step through the programming task. Channel, area and preset scene names are automatically uploaded from the network.

Dimensions:
88 mm x 149 mm x 37 mm (3.5" x 5.9" x 1.5")

Ordering Code:
12NC – 913703074209



DDTC001 Timeclock

Tamper resistant time control

The DDTC001 timeclock provides a tamper resistant solution for time-based event control on a DyNet network.

Remote programming – The device is programmed via a PC and there are no external controls available, providing a tamper resistant solution.

Advanced clock controls – Features sunrise/sunset tracking and automatic adjustment for daylight saving.

Performs as an energy management controller – Uses powerful macro and conditional logic functions to perform full automation of large commercial projects, where automatic lighting events are required at predetermined times.

Flexible mounting solution – DIN-rail mounted device, designed to be installed into a distribution board.

Dimensions:
86 mm x 35 mm x 58 mm (3.4" x 1.4" x 2.3")
Ordering Code:
12NC – 913703074009



One Shelley Street
Sydney, Australia

Photograph by
Richard Drew,
Slikpics Photography



Relay
Controllers

DMRC210 Relay Controller

Intelligent networked control of individual lighting fixtures

The DMRC210 is a two channel device that provides intelligent networked control of individual lighting fixtures. The compact design enables mounting directly within the gear enclosure of many lighting fixtures.

Incorporates two relay outputs – Used to control mains supply to the fixture and provide an intensity control when used with tapped drivers.

Gear enclosure mounting – Compact design allows the device to be mounted directly within the gear enclosure of many light fittings.

Fully rated device – Robust relays provide reliable control of difficult lighting loads.

Inbuilt diagnostic functionality – Features Device Online/Offline status indication.

Dimensions:
240 mm x 45 mm x 38 mm (9.4" x 1.8" x 1.5")
Ordering Code:
12NC – 913703050009



DMRC210-RJ-DA Relay Controller

Intelligent sub-networked control of luminaires

The Philips Dynalite EcoSet DMRC210-RJ-DA relay controller is designed to allow intelligent, sub-networked control of luminaires, when used in combination with the EcoSet DUS804C-RJ-DA occupancy sensor.

Incorporates two relay outputs – Two independently controlled relay outputs designated for switching lighting loads.

Gear enclosure mounting – Compact design allows the device to be mounted directly within the gear enclosure of many light fittings.

Fully rated device – Suitable for large in-rush lighting loads.

Dipswitch configuration – Allows rapid set area configuration and provides out-of-the-box functionality without the need for a PC and software on-site.

Standalone or networked operation – Though programmed without PC software, the device can be integrated into a fully networked Philips Dynalite system when extra functionality is required.

Inbuilt diagnostic functionality – Features Device Online/Offline status indication.

Dimensions:
240 mm x 45 mm x 38 mm (9.4" x 1.8" x 1.5")
Ordering Code:
12NC – 913703050109



DDRC420FR Relay Controller

Robust control of switched loads

The Philips Dynalite DDRC420FR provides control of any type of switched load, including difficult lighting loads. The four channel device supports all types of switched loads up to 20A inductive.

Feed-through power circuit design –

Electrically equivalent to a 4 pole contactor, with the added advantage of each pole being separately controllable via the DyNet network.

Flexible mounting solution –

A DIN-rail mountable device, designed to be installed into the distribution board supplying power to the controlled circuit.

Inbuilt diagnostic functionality –

Features circuit run time tracking on each channel and Device Online/Offline status indication.

Multiple wiring schemes supported –

Controls Single Phase and Neutral or Three Phase and Neutral (Star) wiring configurations.

Hardware override – Service override switch accessible from front panel.

Dimensions:

95 mm x 105 mm x 75 mm (3.8" x 4.1" x 2.9")

Ordering Code:

Standard Product	12NC – 913703051009
Breaker trip detection	12NC – 913703053109



DDRC810DT-GL Relay Controller

Designed to operate any type of switched load

The Philips Dynalite DDRC810DT-GL is ideal for controlling bi-directional motors, such as curtain and blind motors. It is an eight channel device suitable for any switched load up to 10A per channel, with a maximum box load of 40A.

Voltage free changeover SPDT output relays – Perfect for controlling bi-directional motors.

Flexible mounting solution –

A DIN-rail mountable device, designed to be installed into the distribution board supplying power to the controlled circuit.

Inbuilt diagnostic functionality –

Features circuit run time tracking on each channel.

Standalone or networked operation –

Can operate as a discrete standalone unit, or as part of an integrated control system when connected to the DyNet network.

Dimensions:

94 mm x 211 mm x 75 mm (3.7" x 8.3" x 2.9")

Ordering Code:

12NC – 913703052009



DDRC810GL Relay Controller

On/Off control of all types of mains rated equipment

The Philips Dynalite DDRC810GL provides on/off control of any type of switched load. The device features 8 x switched SPST common supply outputs, with a maximum total box load of 20A.

Common supply SPST output relays – Suitable for on/off control of all types of mains rated equipment.

Flexible mounting solution – A DIN-rail mountable device, designed to be installed into the distribution board supplying power to the controlled circuit.

Inbuilt diagnostic functionality – Features circuit run time tracking on each channel and Device Online/Offline status indication.

Standalone or networked operation – Can operate as a discrete standalone unit, or as part of an integrated control system when connected to the DyNet network.

Dimensions:
94 mm x 211 mm x 75 mm (3.7" x 8.3" x 2.9")
Ordering Code:
12NC – 913703051509



DDRC820FR-CS-BT Relay Controller

Robust control of switched loads

The Philips Dynalite DDRC820FR-CS-BT provides control of any type of switched load. The eight channel device supports all types of switched loads up to 20A inductive.

Feed-through power circuit design – Electrically equivalent to an 8 pole contactor, with the added advantage of each pole being separately controllable via the DyNet network.

Flexible mounting solution – A DIN-rail mountable device, designed to be installed into the distribution board supplying power to the controlled circuit.

Inbuilt diagnostic functionality – Features circuit run time tracking on each channel and Device Online/Offline status indication.

Multiple wiring schemes supported – Controls Single Phase and Neutral or Three Phase and Neutral (Star) wiring configurations.

Hardware override – Service override switch accessible from front panel.

Dimensions:
94 mm x 211 mm x 75 mm (3.7" x 8.3" x 2.9")
Ordering Code:
12NC – 913703053309



DDRC1220FR-GL Relay Controller

Robust control of switched loads

The Philips Dynalite DDRC1220FR-GL provides control of any type of switched load. All types of switched loads up to 20 A inductive are supported. The maximum load may be limited by 500 A inrush rating.

Feed-through power circuit design –

Electrically equivalent to a 12 pole contactor, with the added advantage of each pole being separately controllable via the DyNet network.

Flexible mounting solution –

A DIN-rail mountable device, designed to be installed into the distribution board supplying power to the controlled circuit.

Inbuilt diagnostic functionality –

Features circuit run time tracking on each channel and Device Online/Offline status indication.

Multiple wiring schemes supported –

Controls Single Phase and Neutral or Three Phase and Neutral (Star) wiring configurations.

Hardware override – Service override switch accessible from front panel.

Dimensions:

93 mm x 215 mm x 64 mm (3.6" x 8.5" x 2.5")

Ordering Code:

12NC – 913703052309



DDRC-GRMS10 Hotel Room Controller Switching

Compact dedicated controller for hotel room control solutions

The DDRC-GRMS10 controller is a purpose built hotel room automation and energy management system. This dedicated controller is completely self-contained and requires no external power supply, relays or processor.

Dry contact inputs – The unit receives instructions from momentary button presses or card-holder reader within the guest room.

Pre-programmed – No programming required as the unit is supplied with complex functions such as 'master on/off', 'room unoccupied', 'do not disturb' or 'make-up room' already incorporated.

Built-in motor directional relays –

Provides control of motorized blinds for a full automation solution.

Two 16 A power relays – Allow a full energy management solution to be implemented, ensuring standby power consumption from GPOs is reduced and air conditioning systems only operational when required.

Single box solution – Provides an economical full energy management solution for hotel guest rooms and suites.

Dimensions:

94 mm x 211 mm x 75 mm (3.7" x 8.3" x 2.9")

Ordering Code:

12NC – 913703051309



DRC1205 Relay Controller

Robust control of switched loads

The Philips Dynalite DRC1205 is a 12 channel relay controller, featuring a maximum of 5A per channel. It is used for switching both lighting and non-lighting loads.

Minimize peak demand current – In areas where it is beneficial to sequentially switch on large lighting loads, such as factories and indoor sporting arenas, the devices can be programmed to stagger the switching process.

Service override switch – Incorporated as standard, forces all channels to 100%.

Inbuilt diagnostic functionality – Features Device Online/Offline status indication.

Internal controls – Philips Dynalite accessory module enabled for optional additional functionality. Includes programmable logic controller capable of comprehensive conditional and sequential logic and arithmetic function processing.

Options available – Including an additional RS-485 DyNet/DMX512 port and combined MCB and RCD protection.

Dimensions:
450 mm x 224 mm x 92 mm (17.7" x 8.8" x 3.6")

Ordering Code:

Standard Product	12NC – 913703054009
Extra DyNet / DMX512 Port	12NC – 913703054109



DRC1210 Relay Controller

Heavy-duty switching of lighting and non-lighting loads

The Philips Dynalite DRC1210 is a 12 channel relay controller, featuring a maximum of load of 10A per channel. It is used for switching both lighting and non-lighting loads.

Minimize peak demand current – In areas where it is beneficial to sequentially switch on large lighting loads, such as factories and indoor sporting arenas, the devices can be programmed to stagger the switching process.

Service override switch – Incorporated as standard, forces all channels to 100%.

Inbuilt diagnostic functionality – Features Device Online/Offline status indication.

Internal controls – Philips Dynalite accessory module enabled for optional additional functionality. Includes programmable logic controller capable of comprehensive conditional and sequential logic and arithmetic function processing.

Options available – Including an additional RS485 DyNet/DMX512 port or earth leakage and overload protection on each channel.

Dimensions:
Standard:
458 mm x 253 mm x 140 mm (18.0" x 10.0" x 5.5")
-RCBO:
585 mm x 252 x 126 (23.0" x 9.9" x 5.0")

Ordering Code:

Standard Product	12NC – 913703056009
Extra DyNet / DMX512 Port (-A)	12NC – 913703056109
Earth leakage and overload protection on each channel (-RCBO)	12NC – 913703056509

Note: Necessitates larger enclosure



DRC1220GL Relay Controller

Heavy-duty switching of lighting and non-lighting loads

The Philips Dynalite DRC1220GL is a 12 channel relay controller, featuring a maximum of load of 20A per channel and a total device load of 180A. It is used for switching both lighting and non-lighting loads.

Minimize peak demand current – In areas where it is beneficial to sequentially switch on large lighting loads, such as factories and indoor sporting arenas, the device can be programmed to stagger the switching process.

Service override switch – Incorporated as standard, forces all channels to 100%.

Inbuilt diagnostic functionality – Features Device Online/Offline status indication.

Internal controls – Philips Dynalite accessory module enabled for optional additional functionality. Includes programmable logic controller capable of comprehensive conditional and sequential logic and arithmetic function processing.

Options available – Including an additional RS-485 DyNet/DMX512 port or earth leakage and overload protection on each channel.

Dimensions:

Standard:
458 mm x 253 mm x 140 mm (18.0" x 10.0" x 5.5")
-RCBO:
585 mm x 252 x 126 (23.0" x 9.9" x 5.0")

Ordering Code:

Standard Product	12NC – 913703057909
Extra DyNet / DMX512 Port (-A)	12NC – 913703058709
Earth leakage and overload protection on each channel (-RCBO)	12NC – 913703000609

Note: Necessitates larger enclosure



DRC810DT Relay Controller

Switched control for applications requiring input connection

The Philips Dynalite DRC810DT relay controller is designed for operation of general purpose switched loads in applications where facilities for input connection are also required.

8 voltage free changeover SPDT output relays – Perfect for controlling bi-directional motors, such as curtain or blind motors.

Interface to other devices – Incorporates multipurpose programmable dry contact and analog inputs for interfacing to other devices.

Inbuilt diagnostic functionality – Features Device Online/Offline status indication.

Internal controls – Programmable logic controller capable of comprehensive conditional and sequential logic and arithmetic function processing.

Dimensions:

320 mm x 225 mm x 79 mm (12.6" x 8.9" x 3.1")

Ordering Code:

12NC – 913703053509





Leading Edge Dimmer Controllers

The Star
Sydney, Australia

Photograph by
Brent Winstone
Photography

DDLE801 Leading Edge Dimmer Controller

Superior LED dimming technology

The DDLE801 supports eight channels of leading edge dimming at 1A per channel. It is suitable for use with incandescent lighting, as well as leading edge compatible magnetic and electronic transformers. Advanced LED dimming technology makes the unit particularly suited to residential and hotel room applications.

Active Load technology on each channel – Dramatically improves LED dimming stability through detection of supply fluctuations and application of control compensation.

Soft start and voltage regulation technologies – Protects lamps from over voltage and dramatically improves lamp life, reducing maintenance costs.

Superior internal drive componentry tuning – Removes issues of “clipping” that are normally associated with leading edge dimmers controlling LED lamps.

Flexible mounting solution – A DIN-rail mountable device, designed to be installed into the distribution board supplying power to the controlled circuit.

Dimensions:
93 mm x 215 mm x 64 mm (3.6" x 8.5" x 2.5")
Ordering Code:
12NC – 913703061509



DDLE802 Leading Edge Dimmer Controller

Control lighting loads in residential or hotel room environments

The DDLE802 is an eight channel leading edge dimmer controller with a maximum load per channel of 2A. It is suitable for use with incandescent, low voltage, neon and selected fluorescent fixtures.

Optional manual override LED illuminated server switch – Provides diagnostic and local override capability.

Soft start and voltage regulation technologies – Protects lamps from over voltage and dramatically improves lamp life, reducing maintenance costs.

Naturally ventilated – No forced cooling required, no maintenance required.

Flexible mounting solution – A DIN-rail mountable device, designed to be installed into the distribution board supplying power to the controlled circuit.

Dimensions:
94 mm x 211 mm x 75 mm (3.7" x 8.3" x 2.9")
Ordering Code:
Standard Product 12NC – 913703000009
Manual Override 12NC – 913703000109



DLE405 Leading Edge Dimmer Controller

Dimming control for retail and hospitality applications

The DLE405 is a four channel leading edge dimmer controller with a maximum load per channel of 5A. It is suitable for use with incandescent and neon light sources, as well as iron core and leading edge electronic transformers.

Suitable for small retail and hospitality applications – Provides robust control in situations where a small number of lighting circuits require control.

Interference suppression – Iron powder core toroidal choke lessens effects of interference from other equipment, such as transformers.

Naturally ventilated – Requires no forced cooling or maintenance.

Soft start and voltage regulation technologies – Protects lamps from over voltage and dramatically improves lamp life, reducing maintenance costs.

Diagnostic functionality – Device Online/Offline status reporting.

User controls – Incorporates service override switch – all channels to 100% and a diagnostic LED.

Options available – Including an additional RS485 DyNet/DMX512 port, circuit breaker trip reporting, neutral disconnect breakers or earth leakage and overload protection on each channel.

Dimensions:
320 mm x 225 mm x 92 mm (12.6" x 8.9" x 3.6")

Ordering Code:

Standard Product	12NC – 913703004009
Extra DyNet / DMX512 Port	12NC – 913703004109
Circuit breaker trip reporting	12NC – 913703004209
Neutral disconnect breakers	12NC – 913703004409



DLE410 Leading Edge Dimmer Controller

Ideal for lecture theater and presentation applications

The DLE410 is a four channel leading edge dimmer controller, with a maximum load per channel of 10A. It is suitable for use with incandescent, neon and selected fluorescent light sources, as well as iron core and leading edge electronic transformers.

Ideal for applications where multiple user settings are required – Provides robust control in situations where a small number of lighting circuits require control.

Interference suppression – Iron powder core toroidal choke lessens effects of interference from other equipment, such as transformers.

Naturally ventilated – Requires no forced cooling or maintenance.

Soft start and voltage regulation technologies – Protects lamps from over voltage and dramatically improves lamp life, reducing maintenance costs.

Diagnostic functionality – Device Online/Offline status reporting.

User controls – Incorporates service override switch – all channels to 100%, a diagnostic LED and hardware bypass switches for each channel.

Options available – Including an additional RS485 DyNet/DMX512 port, circuit breaker trip reporting, double pole circuit breakers or earth leakage and overload protection on each channel.

Dimensions:
340 mm x 212 mm x 174 mm (13.4" x 8.3" x 6.9")

Ordering Code:

Standard Product	12NC – 913703006009
Extra DyNet / DMX512 Port	12NC – 913703006109
Circuit breaker trip reporting	12NC – 913703006309
Double pole cct breakers	12NC – 913703006409
Earth leakage & overload protection on each channel	12NC – 913703006709
Dual port & RCBO	12NC – 913703006909



DLE1203 Leading Edge Dimmer Controller

Control lighting loads in residential applications

The DLE1203 is a 12 channel leading edge dimmer controller, with a maximum load of 3A per channel and a total device load of 32A. It is suitable for use with incandescent, neon and selected fluorescent lighting, as well as iron core and leading edge electronic transformers.

Suited to small loads as found in residential settings – Performs powerful smart home control functions when combined with Philips Dynalite Systems Integrator; control security, HVAC, home theater, blinds and lighting.

Interference suppression – Iron powder core toroidal choke lessens effects of interference from other equipment, such as transformers.

Naturally ventilated – Requires no forced cooling or maintenance.

Soft start and voltage regulation technologies – Protects lamps from over voltage and dramatically improves lamp life, reducing maintenance costs.

Diagnostic functionality – Device Online/Offline status reporting.

Options available – Including an additional RS485 DyNet/DMX512 port and circuit breaker trip reporting.

Dimensions:
450 mm x 224 mm x 92 mm (17.7" x 8.8" x 3.6")

Ordering Code:

Standard Product	12NC – 913703008009
Extra DyNet / DMX512 Port	12NC – 913703008109
Neutral Disconnect	12NC – 913703008409



DLE1205 Leading Edge Dimmer Controller

Economical lighting control in small commercial applications

The DLE1205 is a 12 channel leading edge dimmer controller with a maximum load per channel of 5A. It is suitable for use with incandescent and neon light sources, as well as iron core and leading edge electronic transformers.

Fully rated device – The combination of load capacity and sub-circuit protection delivers a superior solution for small scale commercial applications.

Interference suppression – Iron powder core toroidal choke lessens effects of interference from other equipment, such as transformers.

Naturally ventilated – Requires no forced cooling or maintenance.

Soft start and voltage regulation technologies – Protects lamps from over voltage and dramatically improves lamp life, reducing maintenance costs.

Diagnostic functionality – Device Online/Offline status reporting.

User controls – Incorporates service override switch and three phase

indicator LED. Hardware bypass switches are provided for each channel.

Options available – Including circuit breaker trip reporting, earth leakage and overload protection on each channel, provision of two or three pole circuit breakers, or neutral disconnect circuit breakers.

Dimensions:
620 mm x 255 mm x 176 mm (24.4" x 10.0" x 6.9")

Ordering Code:

Standard product	12NC – 913703010009
Circuit breaker trip reporting	12NC – 913703010309
Double pole cct breakers	12NC – 913703003309
Three pole cct breakers	12NC – 913703010109
Neutral disconnect cct breakers	12NC – 913703010409
Earth leakage/overload protection	12NC – 913703010509



DLE1210 Leading Edge Dimmer Controller

Control large loads in applications requiring reliability and large power handling

The DLE1210 is a 12 channel leading edge dimmer controller, with a maximum load per channel of 10A and total device load of 120A. It is suitable for use with incandescent, neon and selected fluorescent light sources, as well as iron core and leading edge dimmable electronic transformers.

Large load capability – Ideal for applications that require reliability combined with large power handling.

DMX512 compatibility – Perfect for use in theaters, shopping centers and auditoria.

Interference suppression – Iron powder core toroidal choke lessens effects of interference from other equipment, such as transformers.

Naturally ventilated – Requires no forced cooling or maintenance.

Soft start and voltage regulation technologies – Protects lamps from over voltage and dramatically improves lamp life, reducing maintenance costs.

Diagnostic functionality – Device Online/Offline status reporting.

User controls – Incorporates service override switch and three phase indicator LED. Hardware bypass switches are provided for each channel.

Options available – Including circuit breaker trip reporting, earth leakage and overload protection on each channel and two or three pole circuit breakers.

Dimensions:
596 mm x 346 mm x 202 mm (23.5" x 13.6" x 7.9")

Ordering Code:

Standard Product	12NC – 913703012009
Cct breaker trip reporting	12NC – 913703012209
Double Pole cct breakers	12NC – 913703012309
3 Pole cct breakers	12NC – 913703012809
Earth leakage & overload protection on each channel	12NC – 913703012709



DLE1210GL Leading Edge Dimmer Controller

Control large loads in applications requiring reliability and large power handling

The DLE1210GL is a 12 channel leading edge dimmer controller, with a maximum load per channel of 10A and total device load of 75A. It is suitable for use with incandescent, neon and selected fluorescent light sources, as well as iron core and leading edge dimmable electronic transformers.

Large load capability – Ideal for applications that require reliability combined with large power handling.

DMX512 compatibility – Perfect for use in theaters, shopping centers and auditoria.

Interference suppression – Iron powder core toroidal choke lessens effects of interference from other equipment, such as transformers.

Naturally ventilated – Requires no forced cooling or maintenance.

Soft start and voltage regulation technologies – Protects lamps from over voltage and dramatically improves lamp life, reducing maintenance costs.

Diagnostic functionality – Device Online/Offline status reporting.

User controls – Incorporates service override switch and three phase indicator LED. Hardware bypass switches are provided for each channel.

Option available – Earth leakage and overload protection on each channel.

Dimensions:
620 mm x 255 mm x 176 mm (24.4" x 10.0" x 6.9")

Ordering Code:

Standard Product	12NC – 913703014009
Earth leakage & overload protection on each channel	12NC – 913703014409



DLE120-S Leading Edge Dimmer Controller

Designed for applications where lamp life is critical

The DLE120-S is a one channel leading edge dimmer controller, with a maximum load of 20A. It is suitable for use with incandescent, neon and selected fluorescent light sources, as well as iron core and leading edge dimmable electronic transformers.

Large load capability – Complements multichannel dimmers by providing an extra channel where additional capacity is required.

Reliable control – Suitable for applications where lamp life is critical, such as where lamp replacement is difficult or expensive.

Interference suppression – Iron powder core toroidal choke lessens effects of interference from other equipment, such as transformers.

Naturally ventilated – Requires no forced cooling or maintenance.

Soft start and voltage regulation technologies – Protects lamps from over voltage and dramatically improves lamp life, reducing maintenance costs.

Diagnostic functionality – Device Online/Offline status reporting.

User controls – Incorporates service override switch – all channels to 100% and a diagnostic LED.

Option available – Includes an additional RS485 DyNet/DMX control port.

Dimensions:
320 mm x 225 mm x 79 mm (12.6" x 8.9" x 3.1")

Ordering Code:

Standard Product	12NC – 913703001009
Extra DyNet / DMX512 Port	12NC – 913703001209



DLE220-S Leading Edge Dimmer Controller

Designed for applications where lamp life is critical

The DLE220-S is a two channel leading edge dimmer controller, with a maximum load of 20A per channel. It is suitable for use with incandescent, neon and selected fluorescent light sources, as well as iron core and leading edge dimmable electronic transformers.

Large load capability – Complements multichannel dimmers by providing extra channels where additional capacity is required.

Reliable control – Suitable for applications where lamp life is critical, such as where lamp replacement is difficult or expensive.

Interference suppression – Iron powder core toroidal choke lessens effects of interference from other equipment, such as transformers.

Naturally ventilated – Requires no forced cooling or maintenance.

Soft start and voltage regulation technologies – Protects lamps from over voltage and dramatically improves lamp life, reducing maintenance costs.

Diagnostic functionality – Device Online/ Offline status reporting.

User controls – Incorporates service override switch – all channels to 100% and a diagnostic LED.

Options available – Including an additional RS485 DyNet/DMX512 port, circuit breaker trip reporting or neutral disconnect breakers.

Dimensions:
325 mm x 212 mm x 178 mm (12.8" x 8.3" x 7.0")

Ordering Code:

Standard Product	12NC – 913703002009
Extra DyNet / DMX512 Port	12NC – 913703002109
Cct breaker trip reporting	12NC – 913703002309
Neutral disconnect breakers	12NC – 913703002509



DLE1220GL-S Leading Edge Dimmer Controller

Control large loads in applications requiring reliability and large power handling

The DLE1220GL-S is a 12 channel leading edge dimmer controller, with a maximum load per channel of 20A and total device load of 180A. It is suitable for use with incandescent, neon and selected fluorescent light sources, as well as iron core and leading edge dimmable electronic transformers.

Large load capability – Ideal for applications that require reliability combined with large power handling.

DMX512 compatibility – Perfect for use in theaters, shopping centers and auditoria.

Interference suppression – Iron powder core toroidal choke lessens effects of interference from other equipment, such as transformers.

Naturally ventilated – Requires no forced cooling or maintenance.

Soft start and voltage regulation technologies – Protects lamps from over voltage and dramatically improves lamp life, reducing maintenance costs.

Diagnostic functionality – Device Online/Offline status reporting and channel override switches.

User controls – Incorporates service override switch and three phase indicator LED. Hardware bypass switches are provided for each channel.

Options available – Including circuit breaker trip reporting, earth leakage and overload protection on each channel, or three pole circuit breakers.

Dimensions:
596 mm x 346 mm x 202 mm (23.5" x 13.6" x 7.9")

Ordering Code:

Standard Product	12NC – 913703016009
Earth leakage & overload protection on each channel	12NC – 913703016609
RCBO & 3 Pole breakers	12NC – 913703016609





Trailing Edge Dimmer Controllers

Museum of
Islamic Art
Doha, Qatar

DTE310 Trailing Edge Dimmer Controller

Controls most types of dimmable electronic transformers

The DTE310 trailing edge dimmer controller features three channels, with a maximum load per channel of 10A. The trailing edge output makes this device suitable for control of both trailing and leading edge electronic transformers, as well as incandescent lamps and track lighting.

Operates from three phase or single phase supply – Using a three phase supply when connected to a three circuit track permits the track to be loaded to maximum rating.

Voltage regulation and soft start technologies – Protects lamps and extends life dramatically, minimizing re-lamping and ongoing maintenance requirements.

Naturally ventilated – Integral ventilation in the housing of the unit means that no forced cooling is required, thereby reducing maintenance.

Interface to other devices – Incorporates multipurpose programmable dry contact and analog inputs for interfacing to other devices.

Internal controls – Programmable logic controller capable of comprehensive conditional and sequential logic and arithmetic function processing.

Options available – Including earth leakage and overload protection on each channel, or three pole circuit breakers.

Dimensions:
450 mm x 224 mm x 92 mm (17.7" x 8.8" x 3.6")

Ordering Code:

Standard Product	12NC – 913703021009
3 Pole cct breakers	12NC – 913703021209
Earth leakage & overload protection on each channel	12NC – 913703021309



DTE1210 Trailing Edge Dimmer Controller

Controls most types of dimmable electronic transformers

The DTE1210 trailing edge dimmer controller features 12 channels, with a maximum load per channel of 10A and a total box load of 120A. The trailing edge output makes the device suitable for control of both trailing and leading edge electronic transformers, as well as incandescent lamps and track lighting.

Operates from three phase supply – Using a three phase supply when connected to a three circuit track permits the track to be loaded to maximum rating.

Voltage regulation and soft start technologies – Protects lamps and extends life dramatically, minimizing re-lamping and ongoing maintenance requirements.

Naturally ventilated – Integral ventilation in the housing of the unit means that no forced cooling is required, thereby reducing maintenance.

Interface to other devices – Incorporates multipurpose programmable dry contact and analog inputs for interfacing to other devices.

Internal controls – Programmable logic controller capable of comprehensive conditional and sequential logic and arithmetic function processing.

Options available – Including earth leakage and overload protection on each channel, or three pole circuit breakers.

Dimensions:
600 mm x 286 mm x 202 mm (23.6" x 11.3" x 7.9")

Ordering Code:

Standard Product	12NC – 913703022009
Earth leakage & overload protection on each channel	12NC – 913703022609
Earth leakage & overload & 3 pole circuit protection	12NC – 913703021609





Signal Dimmer Controllers

Westfield Headquarters
Sydney, Australia

Photograph by
Brent Winstone Photography

DBC905 Signal Dimmer Controller

Control of HF drivers and non-lighting loads

The Philips Dynalite DBC905 is a nine channel high frequency fluorescent signal dimmer controller, designed for direct installation within ceiling cavities. The device incorporates structured wiring connectors, to enable ready connection without the use of tools.

Multiple protocols supported – Each control output supports DALI broadcast, DALI addressed, 1-10V and DSI protocols.

Integration ease – The DBC905 integrates easily with a Building Management System (BMS) via the DyNet control network, making it ideally suited to commercial office installations.

No tools required – The device is available with connectors suited to three major modular wiring brands – CMS Electracom, Wieland and Wago.

Inbuilt diagnostic functionality – Includes lamp and driver failure, circuit run time tracking/lamp life, automated battery tests and Device Online/Offline status indication.

Option available – Offers increased capacity, 165 A surge switched outputs and 10 DALI loads per channel.

Dimensions:
189 mm x 416 mm x 35 mm (7.4" x 16.4" x 1.4")

Ordering Code:

CMS Electracom Connect	12NC – 913703040509
Wieland Connect	12NC – 913703040009
High Capacity – Wago	12NC – 913703040209
High Capacity – CMS	12NC – 913703040609
High Capacity – Wieland	12NC – 913703040109



DBC1205 Signal Dimmer Controller

Robust control of switched loads

The Philips Dynalite DBC1205 is designed for use with electronic dimmable fluorescent drivers, either 1-10V or DSI. Twelve heavy duty 5 A relay outputs are supplied to switch fluorescent lighting or other loads in a DyNet energy management system.

Compatible with a range of loads and devices – Including DSI HF fluorescent drivers, DSI low voltage transformers, 1-10 V high frequency fixtures and switched loads.

Service override switch – Incorporated as standard, service override switch forces all channels to 100%.

Inbuilt diagnostic functionality – Features Device Online/Offline status indication.

Option available – Additional RS-485 DyNet serial port.

Dimensions:
450 mm x 224 mm x 92 mm (17.7" x 8.8" x 3.6")

Ordering Code:

Standard Product	12NC – 913703034009
Extra RS-485 DyNet Port	12NC – 913703034109



DBC1210 Signal Dimmer Controller

Control of HF drivers and non-lighting loads

The Philips Dynalite DBC1210 is a 12 channel signal dimmer controller, featuring a maximum of load of 10A per channel. It is designed for use with DALI, 1-10V and DSI dimmable fluorescent drivers and transformers.

Multiple protocols supported –

Compatible with a range of fittings and devices including; DSI HF fluorescent drivers, DSI electronic low voltage transformers, DALI HF fluorescent drivers (broadcast mode only), DALI electronic low voltage transformers (broadcast mode only), 1-10 V HF fluorescent drivers and other switched loads.

Service override switch – Incorporated as standard, forces all channels to 100%.

Inbuilt diagnostic functionality – Features Device Online/Offline status indication.

Options available – Including an additional RS485 DyNet/DMX512 port, circuit breaker trip reporting or earth leakage and overload protection on each channel.

Dimensions:

Standard:
458 mm x 253 mm x 140 mm (18.0" x 10.0" x 5.5")
-RCBO:
585 mm x 252 mm x 126 mm (23.0" x 9.9" x 5.0")

Ordering Code:

Standard Product	12NC – 913703036009
Extra DyNet/DMX512 Port	12NC – 913703036109
Cct breaker trip reporting	12NC – 913703036209
Earth leakage and overload protection on each channel	12NC – 913703036509
<i>Note: necessitates larger enclosure</i>	
Dual Port & RCBO	12NC – 913703033009
<i>Note: necessitates larger enclosure</i>	



DBC1220GL Signal Dimmer Controller

Control of HF drivers and non-lighting loads

The Philips Dynalite DBC1220GL is a 12 channel signal dimmer controller, featuring a maximum of load of 20A per channel and a total device load of 180A. It is designed for use with DALI, 1-10V and DSI dimmable fluorescent drivers and transformers.

Multiple protocols supported –

Compatible with a range of fittings and devices including; DSI HF fluorescent drivers, DSI electronic low voltage transformers, DALI HF fluorescent drivers (broadcast mode only), DALI electronic low voltage transformers (broadcast mode only), 1-10 V HF fluorescent drivers and other switched loads.

Service override switch – Incorporated as standard, forces all channels to 100%.

Inbuilt diagnostic functionality – Features Device Online/Offline status indication.

Options available – Including an additional RS-485 DyNet/DMX512 port or earth leakage and overload protection on each channel.

Dimensions:

Standard:
458 mm x 253 mm x 140 mm (18.0" x 10.0" x 5.5")
-RCBO:
585 mm x 252 mm x 126 mm (23.0" x 9.9" x 5.0")

Ordering Code:

Standard Product	12NC – 913703038009
Extra DyNet/DMX512 Port	12NC – 913703038109
Earth leakage and overload protection on each channel	12NC – 913703038509
Dual Port & RCBO	12NC – 913703032809



DDBC120-DALI Multimaster DALI Driver Controller

Providing a full universe of 64 DALI addresses

The DDBC120-DALI delivers cost-effective control of DALI high frequency fluorescent drivers through provision of a full universe of 64 DALI addresses. The device communicates seamlessly with Philips Dynalite DALI user interfaces.

DALI MultiMaster solution –

Compatible with a range of DALI fittings and devices including; DALI HF fluorescent drivers, DALI electronic low voltage transformers, DALI LED fixtures, DALI emergency lighting fixtures and Philips Dynalite DALI user interfaces.

Fully scalable network solution –

Direct mapping from DALI to the Philips Dynalite DyNet network protocol eliminates DALI imposed limits, such as maximum group sizes.

Dual functionality –

Leverage advantages of a true DALI network solution, whilst still allowing full function set of DyNet network control.

Flexible mounting solution –

A DIN-rail mountable device, designed to be installed into the distribution board supplying power to the controlled lighting circuit.

Integral DALI bus power supply –

Removes the need for provision of a separate external power supply and reduces distribution board wiring complexity.

Inbuilt diagnostic functionality –

Features lamp and driver failure reporting, driver run time tracking for each driver, emergency test reporting and Device Online/Offline status indication.

Dimensions:

95 mm x 105 mm x 75 mm (3.8" x 4.1" x 2.9")

Ordering Code:

12NC – 913703031609



DDBC300-DALI DALI Driver Controller

Cost-effective DALI control solution

The DDBC300-DALI delivers cost-effective control of DALI high frequency fluorescent drivers through provision of three full universes totalling 192 DALI addresses.

Compatible with a range of DALI fittings and devices –

Including; DALI HF fluorescent drivers, DALI electronic low voltage transformer and DALI LED fixtures.

Fully scalable network solution –

Direct mapping from DALI to the Philips Dynalite DyNet network protocol eliminates DALI imposed limits, such as maximum group sizes.

Flexible mounting solution –

A DIN-rail mountable device, designed to be installed into the distribution board supplying power to the controlled lighting circuit.

Integral DALI bus power supply –

Removes the need for provision of a separate external power supply and reduces distribution board wiring complexity.

Inbuilt diagnostic functionality –

Features lamp and driver failure reporting, driver run time tracking for each driver and Device Online/Offline status indication.

Dimensions:

94 mm x 211 mm x 75 mm (3.7" x 8.3" x 2.9")

Ordering Code:

12NC – 913703031109



DDBC320-DALI DALI Driver Controller

Control up to 192 DALI devices

The DDBC320-DALI features three DALI outputs, allowing control of up to 192 DALI devices. It also features 3 x 20 A feed-through switched circuits for DALI driver mains supply.

Compatible with a range of DALI fittings and devices – Including; DALI HF fluorescent drivers, DALI electronic low voltage transformer and DALI LED fixtures.

Innate energy savings – Control signals can be programmed to operate in tandem with three internal switched outputs, which will automatically isolate the power circuit when all associated channels are at 0%. This is a useful feature as DALI drivers still draw significant power when lamps are turned off via a DALI command.

Fully scalable network solution – Direct mapping from DALI to the Philips Dynalite DyNet network protocol eliminates DALI imposed limits, such as maximum group sizes.

Flexible mounting solution – A DIN-rail mountable device, designed to be installed into the distribution board supplying power to the controlled lighting circuit.

Integral DALI bus power supply – Removes the need for provision of a separate external power supply and reduces distribution board wiring complexity.

Inbuilt diagnostic functionality – Features lamp and driver failure reporting, driver run time tracking for each driver and Device Online/Offline status indication.

Dimensions:
94 mm x 211 mm x 75 mm (3.7" x 8.3" x 2.9")

Ordering Code:
12NC – 913703031209



DDBC516FR Signal Dimmer Controller

Cost effective control of DALI high frequency fluorescent drivers

The Philips Dynalite DDBC516FR is a five channel device for controlling DALI HF fluorescent drivers. Each control output is selectable to; DALI broadcast (maximum ten DALI loads/channel); DALI addressed (maximum ten DALI loads/channel); 1-10V (maximum 10mA Sink or Source/channel or; DSI (maximum five DSI loads/channel).

Multiple protocols supported – Each of the five control outputs supports DALI broadcast, DALI addressed, 1-10V and DSI protocols.

Innate energy savings – Control signals can be programmed to operate in tandem with five internal switched outputs, which will automatically isolate the power circuit when all associated channels are at 0%. This is a useful feature as DALI drivers still draw significant power when lamps are turned off via a DALI command.

Integral DALI bus power supply – Removes the need for an additional external device.

Flexible mounting solution – A DIN-rail mountable device, designed to be installed into the distribution board supplying power to the controlled circuit.

Inbuilt diagnostic functionality – Features lamp and driver failure reporting, driver run time tracking for each driver and the switched output, as well as Device Online/Offline status indication.

Dimensions:
94 mm x 211 mm x 75 mm (3.7" x 8.3" x 2.9")

Ordering Code:
12NC – 913703031509



DDBC1200 Signal Dimmer Controller

Choice of HF driver control methodologies

The Philips Dynalite DDBC1200 features 12 independent output channels, each selectable to DALI Broadcast, 0-10 V or DSI. The device can also be linked to a separate relay module for control of 1-10V HF fluorescent drivers.

Multiple protocols supported –

Compatible with a range of fittings and devices including; DSI HF fluorescent drivers, DSI electronic low voltage transformers, DALI HF fluorescent drivers (broadcast mode only), DALI electronic low voltage transformers (broadcast mode only), 1-10 V HF fluorescent drivers and devices that require 0-10 V analog control signals.

LED status indicators – Instant visual feedback on channel status of all 12 outputs.

Flexible mounting solution –

A DIN-rail mountable device, designed to be installed into the distribution board supplying power to the controlled lighting circuit.

Inbuilt diagnostic functionality –

Features lamp and driver failure reporting, driver run time tracking for each driver and Device Online/Offline status indication.

Dimensions:

94 mm x 211 mm x 75 mm (3.7" x 8.3" x 2.9")

Ordering Code:

Standard Product	12NC – 913703031309
Manual Override	12NC – 913703031409



DMBC110 Signal Dimmer & Relay Controller

Intelligent networked control of individual lighting fixtures

The DMBC110 provides intelligent networked control of individual lighting fixtures. The compact design enables mounting directly within the gear enclosure of many lighting fixtures.

Incorporates one relay output and one HF driver output – Used to provide dimming control of DALI, 1-10V and DSI compatible drivers and transformers.

Gear enclosure mounting – Compact design allows the device to be mounted directly within the gear enclosure of many light fittings.

Fully rated device – Robust relays provide reliable control of difficult lighting loads.

Inbuilt diagnostic functionality –

Features Device Online/Offline status indication.

Dimensions:

240 mm x 45 mm x 38 mm (9.4" x 1.8" x 1.5")

Ordering Code:

12NC – 913703030009



DBC410 Signal Dimmer Controller

Heavy duty driver control

The Philips Dynalite DBC410 is designed for use with electronic dimmable fluorescent drivers, either 1-10V or DSI. It has four heavy duty 10 A relay outputs to switch fluorescent lighting or other loads in a DyNet energy management system.

Compatible with a range of loads and devices – Including; DSI HF fluorescent drivers, DSI low voltage transformers; 1-10 V high frequency fixtures and switched loads.

Dual control option – Control signals can be operated in tandem with, or separately from, the switched outputs.

Inbuilt diagnostic functionality – Features Device Online/Offline status indication.

User controls – Including service override – all channels to 100% and diagnostic status LED.

Dimensions:

320 mm x 225 mm x 92 mm (12.6" x 8.9" x 3.6")

Ordering Code:

Standard product	12NC – 913703032009
Extra DyNet / DMX512 Port	12NC – 913703032109
Circuit breaker trip reporting	12NC – 913703032209
Neutral disconnect	12NC – 913703032409



Mumbai Airport
Mumbai, India

Image supplied and
used with permission
of GVK Mumbai
International Airport
Pvt. Ltd.

LED PWM Controllers

DDLEDC60035 PWM Controller

Directly drive LED fittings with pulse width modulation technology

The DDLEDC60035 is designed to control LED loads in decorative architectural lighting applications where creative color mixing and sequencing is required. The controller provides six pulse width modulated common anode current mode outputs suitable for directly driving 350mA nominal current rated high intensity LED sources.

Internal current regulation – The controller is designed to directly operate series connected LED arrays without the need for any additional circuit devices.

DMX512 compatible – Capable of receiving native DMX512, allowing use in color mixing or chase sequence applications, such as those found in display lighting.

Diagnostic functionality – Device Online/Offline status reporting

Flexible mounting solution – A DIN-rail mountable device, designed to be installed into a distribution board or other electrical enclosure.

Naturally ventilated – Requires no forced cooling or maintenance.

Dimensions:
86 mm x 210 mm x 68 mm (3.4" x 8.3" x 2.7")
Ordering Code:
12NC – 913703061309



DDLEDC605-GL PWM Controller

Directly drive LED fittings with pulse width modulation technology

The DDLEDC605-GL is designed to control LED loads in decorative architectural lighting applications where creative color mixing and sequencing is required. The controller provides six pulse width modulated common anode voltage mode outputs, suitable for directly driving high intensity LED sources. The controller is designed for connection to an external DC power supply, enabling the unit to deliver a range of nominal output voltages. The DDLEDC605-GL is DMX512 compatible and is suitable for the high chase speeds commonly found in display lighting.

Designed for connection to external power supply – The device is connected to an external DC power supply, enabling the unit to deliver a range of nominal output voltages.

DMX512 compatible – Capable of receiving native DMX512, allowing use in color mixing or chase sequence applications, such as those found in display lighting.

Diagnostic functionality – Device Online/Offline status reporting.

Flexible mounting solution – A DIN-rail mountable device, designed to be installed into a distribution board or other electrical enclosure.

Naturally ventilated – Requires no forced cooling or maintenance.

Dimensions:
95 mm x 105 mm x 75 mm (3.8" x 4.1" x 2.9")
Ordering Code:
12NC – 913703061209





Multipurpose
Controllers

DDMC802 Multipurpose Modular Controller

Control different load types with one device

The Philips Dynalite DDMC802 provides eight channels of control, with a maximum load per channel of 2A. The device is available with a variety of output modules to provide control of differing load types. The DDMC802 can be fully loaded to 16A.

Single controller solution specifically suited to residential and hotel applications – Control a multitude of load types from one device.

Trailing edge phase control dimmer module – Suitable for use with most types of dimmable electronic transformers.

Leading edge phase control dimmer module – Suitable for use with incandescent lamps and some types of dimmable electronic transformers.

HF driver control module – Suitable for controlling 0-10V and digital drivers and transformers. An additional relay control module is required to be paired when controlling 0-10V drivers.

Relay control module – Suitable for controlling most types of switched loads.

Fan control module – 400 VA fan control module.

Curtain control module – Provides control of curtains, blinds and other window treatments.

Flexible mounting solution – A DIN-rail mountable device, designed to be installed into the distribution board supplying power to the controlled circuit.

Dimensions:
94 mm x 211 mm x 75 mm (3.7" x 8.3" x 2.9")

Ordering Code:

Standard Product	12NC – 913703024009
Manual Override	12NC – 913703024109



DDMC802GL Multipurpose Modular Controller

Control different load types with one device

The Philips Dynalite DDMC802GL provides eight channels of control, with a maximum load per channel of 2A. The device is available with a variety of output modules to provide control of differing load types. The DDMC802GL can generally be loaded to a total of 10A.

Single controller solution specifically suited to residential and hotel applications – Control a multitude of load types from one device.

Trailing edge phase control dimmer module – Suitable for use with most types of dimmable electronic transformers.

Leading edge phase control dimmer module – Suitable for use with incandescent lamps and some types of dimmable electronic transformers.

HF driver control module – Suitable for controlling 0-10V and digital drivers and transformers.

Relay control module – Suitable for controlling most types of switched loads.

Fan control module – 400 VA fan control module.

Curtain control module – Provides control of curtains, blinds and other window treatments.

Flexible mounting solution – A DIN-rail mountable device, designed to be installed into the distribution board supplying power to the controlled circuit.

Dimensions:
94 mm x 211 mm x 75 mm (3.7" x 8.3" x 2.9")

Ordering Code:
12NC – 913703026009



DDMC-GRMSPLUS Hotel Room Controller Dimming

Compact dedicated controller for hotel room control solutions

The DDMC-GRMSPLUS is designed specifically for use in hotel rooms and suites. Featuring a range of outputs suitable for control of services found in hospitality environments, the compact unit delivers the ultimate in guest comfort through seamless control of lighting, curtains and blinds, as well as limiting standby current consumption from electronic devices connected to GPOs.

16 A power relay – Stops standby power consumption from electronic devices still connected to general purpose outlets once guests have left.

Five trailing edge dimming channels – For use with LED lighting as commonly found in hotel room applications.

Three switching channels – Provide additional on/off control of other lighting fixture types.

Two motor directional relays – For use with motorized blinds and curtains.

Sixteen DMX512 output channels – In situations where color changing lighting is required as part of overall room ambience.

Built-in dipswitches – Allow the device's network address to be configured without commissioning software, providing faster installation.

Supports two DyNet ports – The device can be used as a standalone solution, or integrated with other Philips Dynalite network devices, as part of a larger scale system.

Dimensions:
95 mm x 211 mm x 75 mm (3.8" x 8.3" x 2.9")
Ordering Code:
12NC – 913703051809



DMC810GL Multipurpose Controller

Combining leading edge and signal dimming control

The DMC810GL is an 8 channel device that provides a combination of control technologies. The ability to control mixed load types from one device provides savings in initial capital costs, installation costs and a reduction in ongoing maintenance.

Four channels for control of dimmable loads – Leading edge phase control for use with incandescent, neon, leading edge electronic and iron core transformers.

Four signal control outputs – Selectable to 1-10 VDC, DSI and DALI broadcast for control of HF drivers.

Four switched outputs – Signal control outputs can operate in tandem with, or separately from, switched outputs.

Interference suppression – Iron powder core toroidal choke lessens effects of interference from other equipment, such as transformers.

Naturally ventilated – Requires no forced cooling or maintenance.

Diagnostic functionality – Device Online/Offline status reporting.

User controls – Incorporates service override switch – all channels to 100% and a diagnostic LED.

Options available – Including an additional RS485 DyNet/DMX512 port or earth leakage and overload protection on each channel.

Dimensions:
366 mm x 212 mm x 179 mm (14.4" x 8.3" x 7.1")
Ordering Code:

Standard Product	12NC – 913703028009
Extra DyNet / DMX512 Port	12NC – 913703028709
Earth leakage and overload protection on each channel	12NC – 913703028509
Dual Port & RCBO	12NC – 913703028909



Park Hyatt Hotel
Sydney, Australia

Image courtesy of
Park Hyatt Sydney

Integration Devices



EnvisionGateway 10/100 BaseT Gateway

Multipurpose Ethernet connection

EnvisionGateway provides a multipurpose Ethernet connection to a Philips lighting control system. It supports access to both the home or office lighting via a dedicated Philips app as well as providing a web interface delivering access to the inbuilt timeclock and schedule editor functions. It provides bridging functionality between Ethernet backbone and the DyNet fieldbus devices.



Large storage capacity – The device stores large project files internally, which apps use to autoconfigure their settings. This saves configuration time and ensures accuracy for phone and tablet control.

Inbuilt web server – Allows the user to check system settings via the Network Hardware Checker and System Roll Call tools.

No technical skills needed – Inbuilt timeclock and schedule manager allow the user to manage operation and task scheduling without advanced technical knowledge.

Powerful custom task engine – Allows users or third-party systems to run macros, such as 'After Hours', 'Shut Down', 'Welcome' and more.

Advanced interoperability – Supports management of Philips Dynalite and LightMaster-IP fittings on a single system.

Dimensions:
97 mm x 110 mm x 38 mm (3.8" x 4.3" x 1.5")

Ordering Code:
12NC – 913703013809

DDNG232 RS232 Network Gateway

Cost-effective serial port integration

The Philips Dynalite DDNG232 network gateway provides cost-effective serial port integration between a DyNet network and third-party systems.

Seamless integration with third-party systems – Including AV systems, lighting desks, data projectors, HVAC, BMS and security systems.

Internal controls – Including programmable logic controller capable of comprehensive conditional and sequential logic and arithmetic function processing.

Utilize data format library or create your own – A library of data formats is available for systems integrators, or can be created using the onboard conditional logic engine to assemble and transmit user-defined data strings.

Macro functions available – To simplify the control of multiple devices.

Flexible mounting solution – DIN-rail mountable, designed to be installed into a distribution board or other electrical enclosure.

Dimensions:
94 mm x 211 mm x 75 mm (3.7" x 8.3" x 2.9")

Ordering Code:
12NC – 913703081809



DMNG232 RS232 Network Gateway

Cost-effective serial port integration

The Philips Dynalite DNG232 network gateway provides cost-effective serial port integration between a DyNet network and third-party systems.

Seamless integration with third-party systems – Including AV systems, lighting desks, data projectors, HVAC, BMS and security systems.

Internal controls – Including programmable logic controller capable of comprehensive conditional and sequential logic and arithmetic function processing.

Utilize data format library or create your own – A library of data formats is available for systems integrators, or can be created using the onboard conditional logic engine to assemble and transmit user-defined data strings.

Macro functions available – To simplify the control of multiple devices.

Powered from the DyNet network – Requires no mains voltage supply.

Dimensions:
37 mm x 79 mm x 149 mm (1.4" x 3.1" x 5.9")

Ordering Code:
12NC – 913703080309



DNG232 RS232 Network Gateway

Cost-effective serial port integration

The Philips Dynalite DNG232 network gateway provides cost-effective serial port integration between a DyNet network and third-party systems.

Seamless integration with third-party systems – Including AV systems, lighting desks, data projectors, HVAC, BMS and security systems.

Internal controls – Including programmable logic controller capable of comprehensive conditional and sequential logic and arithmetic function processing.

Utilize data format library or create your own – A library of data formats is available for systems integrators, or can be created using the onboard conditional logic engine to assemble and transmit user-defined data strings.

Macro functions available – To simplify the control of multiple devices.

Dimensions:
224 mm x 164 mm x 58 mm (8.8" x 6.4" x 2.3")

Ordering Code:
12NC – 913703082109



DDNG485 Network Gateway

Flexible network communications gateway for DyNet RS-485 networks

The Philips Dynalite DDNG485 is a flexible network communications bridge designed for RS-485 networks. The two opto-isolated RS-485 ports enable the DDNG485 to implement a trunk and spur topology on large project sites, with the bridge providing a high-speed backbone opto-coupled to many lower speed spurs.

Electrical fault isolation – Faults can be isolated to individual network spurs.

Route DyNet to third-party systems – Such as audio-visual and building automation systems, providing an integrated approach to total building control and energy management.

DMX512 mode – Transmit or receive up to 64 channels of DMX512, with automatic DyNet conversion and task triggering. Provides temporary control of house lights from the DMX512 console in an auditorium scenario.

Internal controls – Including programmable logic controller capable of assembly and transmission of user-defined data strings.

Flexible mounting solution – DIN-rail mountable, designed to be installed into a distribution board or other electrical enclosure.

Dimensions:
95 mm x 105 mm x 75 mm (3.8" x 4.1" x 2.9")

Ordering Code:
12NC – 913703081209



DDNI485 Passive Gateway

Cost-effective optical isolation

The Philips Dynalite DDNI485 is a passive network gateway designed to provide a cost-effective optical isolation solution.

Electrical fault isolation – Two opto-isolated RS-485 ports enable the DDNI to implement network segmentation, electrically isolating each spur and containing network faults.

Passive device – Does not require programming.

Flexible mounting solution – DIN-rail mountable, designed to be installed into a distribution board or other electrical enclosure.

Dimensions:
95 mm x 105 mm x 75 mm (3.8" x 4.1" x 2.9")

Ordering Code:
12NC – 913703081309



DNG485 RS-485/DMX512 Gateway

Flexible network communications bridge

The Philips Dynalite DNG485 is a flexible network communications bridge designed for RS-485 networks. The two opto-isolated RS-485 ports enable the DNG485 to implement a trunk and spur topology on large project sites, with the bridge providing a high-speed backbone opto-coupled to many lower speed spurs.

Electrical fault isolation – Faults can be isolated to individual network spurs.

Increased network security – Definition of packet filtering rules for each direction provides augmented security and robustness.

Route DyNet to third-party systems – Such as audio-visual and building automation systems, providing an integrated approach to total building control and energy management.

DMX512 mode – Transmit or receive up to 64 channels of DMX512, with automatic DyNet conversion and task triggering.

Internal controls – Including programmable logic controller capable of comprehensive conditional and sequential logic and arithmetic function processing, packet filtering and DyNet to DyNet II translation.

Dimensions:
320 mm x 225 mm x 79 mm (12.6" x 8.9" x 3.1")

Ordering Code:
12NC – 913703082209



DDNG-BACnet BACnet Network Gateway

High level BACnet network integration

The DDNG-BACnet gateway allows for high level integration between the Philips Dynalite system and any building management system (BMS) that uses the BACnet protocol.

Direct control of lighting system – Permits direct control of the lighting system via the building's BMS network.

Interrogation ability – Allows interrogation of any area within the network for feedback of current lighting status.

A range of options – Provides solutions suitable for both small and large scale installations.

Dimensions:
101 mm x 170 mm x 75 mm (4.0" x 6.7" x 2.9")

Ordering Code:

200 address point interface	12NC – 913703001409
200 address point interface & BACnet pack	12NC – 913703003609
1000 address point interface	12NC – 913703001309
1000 address point interface & BACnet pack	12NC – 913703003809



DDNG-KNX KNX Network Gateway

High level KNX integration

The DDNG-KNX allows for high level integration between the Philips Dynalite system and BMS using the KNX protocol.

Directly trigger tasks – Use the building management system (BMS) to directly trigger tasks and time-based event functions.

Status request – Interrogate the Philips Dynalite system to request current status information.

User controls included – Including DyNet/KNX service switch and DyNet/KNX Diagnostic LED.

Dimensions:
95 mm x 105 mm x 75 mm (3.8" x 4.1" x 2.9")

Ordering Code:
12NC – 913703080509



DDNI-LON LON Gateway

Single point LON interface

The Philips Dynalite DDNI-LON is designed to provide a LON single point interface to a Philips Dynalite control system. It is configured to operate on the LON network with Echelon Corporation's LonMaker.

Based on Echelon Corporation's Neuron 3120 chip – Supports 63 SNVTs and will support preset control of 100 presets per area for 30 areas.

Suitable for larger networks – Multiple DDNI-LON devices can be cascaded together to accommodate larger or more complex DyNet networks.

User controls incorporated – Including DyNet Service Switch, DyNet Diagnostic LED, LON Service Switch and LON Diagnostic LED.

Dimensions:
95 mm x 105 mm x 75 mm (3.8" x 4.1" x 2.9")

Ordering Code:
12NC – 913703081409



DPMI940 Dry Contact Interface

Four-way dry contact interface

The DPMI940 is a four-way input dry contact interface, designed to allow mechanical and electronic switches to interface directly to the DyNet network.

Compact size – Inputs are presented on flyleads, making the device suitable for installation behind multi-gang switch grids.

Individual programming – Function of each input is individually programmed.

Motion detect capability – Turns third-party motion detectors into fully featured DyNet sensors.

Dimensions:

Housing: 37 mm x 22 mm x 16 mm (1.5" x 0.9" x 0.6")
Flyleads: 165 mm (6.5") long with bootlace

Ordering Code:

12NC – 913703080609



DPMI940-DALI Dry Contact Interface

Four-way dry contact DALI interface

The DPMI940-DALI is a four-channel input dry contact interface, designed to allow mechanical and electronic switches to interface directly with a DALI network and the Philips Dynalite system.

Fully programmable – Each individual input is fully programmable by Envision software over the DALI network, allowing for multiple functions to be performed such as lighting scene select, room join or toggle lighting on/off.

Powered from the DALI network – Eliminates the need for any additional network field wiring.

Compact size – Inputs are presented on flyleads, making the device suitable for installation behind multi-gang switch grids.

Simple dry contact interface – Can be used for low level integration to third-party systems such as security and air conditioning so that the lighting can be coordinated together with other services found within a project.

Dimensions:

Housing: 18 mm x 34 mm x 53 mm (0.7" x 1.4" x 2.1")
Flyleads: 165 mm (6.5") long with bootlace

Ordering Code:

12NC – 913703080609



DDMIDC8 Low Level Input Integrator

Cost-effective input integration

The DDMIDC8 is designed to enable cost-effective input integration to the Philips Dynalite control system from third-party systems such as Security, HVAC and BMS.

Eight digital inputs – Each can be individually configured as a dry contact or 0–24V AC/DC input.

LED indicator on each input – Provides visual status indication.

Optical isolation – All inputs isolated for high noise immunity.

Four 0-5/0-10 V analogue inputs – Software selectable.

Programmable Logic Controller – Processes comprehensive conditional and sequential logic and arithmetic functions.

Dimensions:
95 mm x 105 mm x 75 mm (3.8" x 4.1" x 2.9")
Ordering Code:
12NC – 913703081109



DIR-TX8 Infrared Transmitter

Cost-effective integration and control

The Philips Dynalite DIR-TX8 is designed to provide cost-effective integration and control of all types of infrared controllable devices, such as AV equipment.

Easy set-up – User-friendly PC software is used to program the DIR-TX8 with common IR codes from the supplied library.

Macro functionality – Multiple IR codes can be arranged into macros and played back at any time with a single DyNet command.

Intelligent operation – The device includes an internal Programmable Logic Controller and supports all Philips Dynalite script commands.

Dimensions:
37 mm x 79 mm x 149 mm (1.4" x 3.1" x 5.9")
Ordering Code:
Standard Product 12NC – 913703080009
Optional Emitter 12NC – 913703080109



DDFCUC010 Fan Coil Unit Controller

Direct connection to air conditioning systems

The Philips Dynalite DDFCUC010 is a fan coil unit controller designed for direct connection to components commonly found in air conditioning systems.

0-10 V outputs – Provided for controlling hot and cold water valves.

Relay outputs – Provided for driving fan motors.

High capacitance relay – Provided for use with electrical heaters.

Inputs for resistive temperature sensors – Allows the device to use data from a networked temperature sensor, such as an Antumbra user interface.

Programmable auxiliary inputs – Provided for use with peripheral devices including smoke detectors, motion detectors, window open/close sensors, airflow detectors, drip trays, dirty air filters and hot water on cold valve.

Networkable – Can be networked with other equipment including Philips Dynalite user interfaces, via an on-board RS-485 DyNet port.

Dimensions:
94 mm x 211 mm x 75 mm (3.7" x 8.3" x 2.9")

Ordering Code:
12NC – 913703081909



DDFCUC024 Fan Coil Unit Controller

Direct connection to air conditioning systems

The Philips Dynalite DDFCUC024 is a fan coil unit controller designed for direct connection to components commonly found in air conditioning systems. Triac outputs are provided for controlling hot and cold water valves, relay outputs are provided for driving fan motors and a high capacity relay output is available for electrical heaters.

0-24 V outputs – Provided for controlling hot and cold water valves.

Relay outputs – Provided for driving fan motors.

High capacitance relay – Provided for use with electrical heaters.

Inputs for resistive temperature sensors – Allows the device to use data from a networked temperature sensor, such as an Antumbra user interface.

Programmable auxiliary inputs – Provided for use with peripheral devices including smoke detectors, motion detectors, window open/close sensors, airflow detectors, drip trays, dirty air filters and hot water on cold valve.

Networkable – Can be networked with other equipment including Philips Dynalite user interfaces, via an on-board RS-485 DyNet port.

Dimensions:
94 mm x 211 mm x 75 mm (3.7" x 8.3" x 2.9")

Ordering Code:
12NC – 913703081009



The Scarlet Hotel
Cornwall, UK

A modern hotel bedroom featuring a large bed with a patterned duvet and a dark headboard. A window with a view of a landscape is visible, along with a chair and a lamp. The room has light-colored walls and a wooden floor.

Network Devices and Commissioning

DDNP1501 Network Power Supply

Supplements DyNet network DC supply

The Philips Dynalite DDNP1501 is a 15 V DC 1.5 A regulated power supply designed to supplement the DyNet network DC supply.

No manual selector setting

requirement – The switchmode design allows the device to be used with a range of input voltages.

Used when high supply devices are

employed – The DyNet network is self-powered via built-in DC supplies integrated within all mains powered devices. Use of high supply devices, such as edge-lit touchscreens, can necessitate a requirement for additional power.

Flexible mounting solution – A DIN-rail mountable device, with a circuit breaker profile designed to be installed into all types of distribution board enclosures, including those with cover apertures specifically designed for circuit breakers.

Dimensions:

95 mm x 105 mm x 75 mm (3.8" x 4.1" x 2.9")

Ordering Code:

12NC – 913703090309



DDPB22RJ12 Network Junction Box

Providing installers with flexible networking options onsite

The Philips Dynalite DDPB22RJ12 facilitates termination of 22 DyNet flat cables in one location. Flat data cable is specifically designed for high reliability localized network wiring as found in residential applications.

Acts as a junction box – Provides flexible networking options.

Facilitates faster installation – The device takes advantage of the RJ12 connection system, allowing for a quick install and simple implementation of a star network topology.

Complements DyNet flat cable –

Cable is available in 200 m roll or pre-terminated leads of 3, 5 or 10 m.

Dimensions:

94 mm x 211 mm x 75 mm (3.7" x 8.3" x 2.9")

Ordering Code:

200 m roll 12NC – 913703095009

10 m lead 12NC – 913703041109

05 m lead 12NC – 913703041209

03 m lead 12NC – 913703041309



DyNet-SFLAT6-CABLE Flat Cable

Cable roll and cable kits for faster installation

Flat data cable is specifically designed for high reliability localized network wiring as found in residential applications. In addition to a conductor pair for data, conductors are provided to supply DC power to network powered peripherals.

Overall shield for maximum data

integrity – The data cable is flexible and all conductors are stranded.

Fast termination – Designed for rapid crimp termination into RJ12 plugs for use with Philips Dynalite products supporting RJ12 sockets.

Supply options – Available in 200 m rolls or in pre-terminated leads of 3, 5 and 10 m lengths.

Utilize DDPB22RJ12 network junction

box for faster installation – Facilitates termination of 22 DyNet flat cables in one location.

Ordering Code:

200 m roll	12NC – 913703095009
10 m lead	12NC – 913703041109
05 m lead	12NC – 913703041209
03 m lead	12NC – 913703041309



DyNet-STP-CABLE-LSZH Cat5 Cable

100MHz 100Ω STP 4 pair CAT5E

DyNet data cable is specifically designed for high reliability RS-485 network wiring. In addition to a twisted pair for RS-485 data, conductors are provided to supply DC power to network powered peripherals.

Overall shield for maximum data

integrity – The data cable is flexible and all conductors are stranded.

Fast termination – Designed for robust termination into pressure-plate style terminals.

Extra thick outer jacket – Mains rated for use in distribution boards.

Supplied in 305 meter roll.

Dimensions:

Cable Length: 305 m (1000.6 ft)

Ordering Code:

12NC – 913703041409



DMAL120F Active Load

Improve dimming performance and reduce lamp flicker

The Philips Dynalite DMAL120F active load device provides correct load conditions for leading edge dimmers, delivering improved dimming performance and reduced lamp flicker in LED and CFL light sources. It achieves this by connecting across the Line and Neutral wires at any point along a lighting circuit.

Reduces capital outlay – Allows continued use of leading edge dimming methodology when lamps have been updated to more efficient LED and CFL technologies.

Equally suitable for trailing edge dimming – Delivers a better dimming range on LED and CFL light sources.

Compact design – Enables the unit to be mounted directly within the same enclosure as the load controller, or in the field with LED & CFL lamps.

Note – This device is not suitable for elimination of LED flicker resulting from mains supply instability.

Dimensions:
240 mm x 45 mm x 38 mm (9.4" x 1.8" x 1.5")
Ordering Code:
12NC – 913703061409



DTK622 Network Gateway

Passive network integration

The DTK622 is a network gateway that provides passive integration to a PC or RS232 system.

Available in two formats – With either RS232 or USB connector.

DTK622-232 provides full duplex integration to RS232 – Useful for linking the Philips Dynalite system with an AV or air conditioning system that supports RS232 communications.

A DTK622-USB-J provides a useful interface between any PC and the Philips Dynalite system – Complete access to all network messages present on DyNet. To be used in conjunction with any of the Philips Dynalite software, this tool can be used to commission, diagnose/repair with EnvisionProject or used as a permanent gateway to the system for EnvisionManager head-end software.

Dimensions:
24 mm x 51 mm x 91 mm (0.9" x 2.0" x 3.6")
Ordering Code:
RS232 Version 12NC – 9137030901
USB Version 12NC – 9137030902



DPP601 Portable Programmer

Program system changes without the need for a PC

The Philips Dynalite DPP601 is a portable, hand-held programmer designed for making programming changes to a DyNet system without the use of a computer, from any point on the network.

LCD Display – Guides the user step-by-step through each programming task.

Automatic upload – Channel, area and preset scene names are automatically uploaded from the network to assist in programming.

Faster programming – The DPP601 can copy individual channel level information and preset scene values to reduce set-up time.

Can be used in conjunction with standard control user interfaces – To access preset scenes not commonly used, or that require protection from accidental selection.

Dimensions:
78 mm x 143 mm x 21 mm (3.1" x 5.6" x 0.8")

Ordering Code:
12NC – 913703090409



Rijksmuseum
Amsterdam, The Netherlands



Software and Apps

EnvisionManager System Software

System control, monitoring and management

EnvisionManager is a multi-user control system management and monitoring software tool. It provides users with full visibility of the lighting and energy management system status and performance, while enabling simple local or global system adjustments.

Complete control – Initiate system changes, from a single lamp to the lighting state of an entire multi-story building, with a single mouse click.

Simple scheduling – Intuitive tools enable the user to schedule and manage events such as 'office space to day mode' or 'car parks to after-hours security mode' with ease.

Easy integration – Integration tools allow the user to manage more than just lighting. HVAC, motorized window shades and other systems are accessible through EnvisionManager.

Manage routine maintenance – Full support of maintenance functions means that routine tasks can be undertaken without the involvement of a system

specialist. Faults are automatically flagged for attention, ensuring that the facility continues to function and operational downtime is minimized.

Strike the balance – Alternate energy management schemes can be initiated automatically or manually, as required. This allows Facility Managers to balance energy efficiency with the needs of the occupants and can be initiated on either a tenancy or building-wide basis.

Identify energy-saving initiatives based on current use – EnvisionDashboard presents live data as simple visual displays. It mines raw data for analysis, to both establish a benchmark for future improvements and pinpoint exactly where energy is being used.



Tailored control of individual light fittings – The optional EnvisionSwitch client resides in the task bar of a user's computer and allows task lighting to be tailored to the user's individual preferences. Linking back to the lighting control system ensures lights are not left on unnecessarily.

Ordering Code:
12 NC – SW913703089909

EnvisionProject Commissioning Software

Fast and efficient lighting control system set-up

Designed with the system installer and integrator in mind, EnvisionProject is the latest rapid commissioning platform from Philips Dynalite. This user-friendly and intuitive application sets a new benchmark for fast and efficient lighting control system set-up and commissioning.

New and improved set-up templates – Provides a simple and intuitive interface for access to advanced system functionality, allowing flexibility to modify, customize or create specific tasks if required.

Faster commissioning times – Includes a series of common device settings based on typical lighting control scenarios. Tailor to your project, save and replicate across other sites as required.

Virtual panel – Control any area of the system directly, run sequences and test final operations.

Complex functionality made simple – Manage logical grouping of lamps and other system hardware elements using simple graphical representations.

Maintenance made easy – Print out project floor plans with fixture details, including DALI addresses, to facilitate maintenance planning.

Live data details – The status of each lamp is visually represented using icons, which change color to reflect current lighting levels.

Monitor the whole system – Inbuilt network monitor details and logs all Philips Dynalite network traffic, as well as DALI network traffic.

Ordering Code:
Please contact your local Philips Representative



EnvisionTouch Self-Configuring Mobile App

Intuitive and effortless control

EnvisionTouch provides intelligent system control via an iOS or Android hand-held device. Suited to both residential and commercial control applications, multiple integrated systems can be easily controlled with single preset scenarios such as 'Welcome Home' or 'After Hours'.

Self-configuring application –

Standardized templates and functionality reduce commissioning and installation time.

Effortless control – Users can view current system status and make adjustments to lighting, HVAC, blinds and other equipment connected to the Philips Dynalite control network.

Control individual lighting channels – Adjust standard light sources via sliders, with an option to control warm-white / cool-white fixtures and RGB color settings.

Single-click control – Recall predefined user preferences for lighting, blinds, heating and entertainment systems.

Available for iOS 5.0+ and

Android 2.1+ – iPhone, iPad, iPad Mini, iPod Touch and a range of Android phones and tablet devices.

Simple Ethernet connection – Requires a Philips Dynalite EnvisionGateway and a WiFi router to connect to the Philips Dynalite system.

Ordering Code:

Download from iOS App Store or Google Play Store



DynamicTouch Customizable Mobile App

Intuitive and effortless control

DynamicTouch provides intelligent system control, via an iOS hand-held device. Suited to both residential and commercial control applications, multiple integrated systems can be easily controlled with single preset scenarios such as 'Welcome Home' or 'After Hours'. It is fully customizable, providing the user with the ability to fine-tune both the system and the appearance of the interface itself.

Fully customizable – The page layout and graphical design of this app can be customized by the installer to meet the exact requirements of the end-user. It is the ideal choice in applications such as boardrooms, where high levels of control are required for multiple systems through a single app.

Effortless control – Users can view current system status and make adjustments to lighting, HVAC, blinds and other equipment connected to the Philips Dynalite control network.

Control individual lighting channels – Adjust standard light sources via sliders, with an option to control warm-white / cool-white fixtures and RGB color settings.

Single-click control – Recall predefined user preferences including lighting, blinds, heating and entertainment systems

Available for Apple iOS 5.0+ devices only – iPhone, iPad, iPad Mini and iPod Touch.

Simple Ethernet connection – Requires a Philips Dynalite EnvisionGateway and a WiFi router to connect to the Philips Dynalite system.





Ordering Code:

Download from iOS App Store



PHILIPS
dynalite

Further Reading



Visit www.philips.com/dynalite to download your copy of our brochures or contact your local Philips Representative.



Blenheim Palace
Oxfordshire, UK





www.philips.com/dynalite

© 2015 Koninklijke Philips N.V. All rights reserved.

All rights reserved. Reproduction in whole or in part is prohibited without the prior written consent of the copyright owner. The information presented in this document does not form part of any quotation or contract, is believed to be accurate and reliable and may be changed without notice. No liability will be accepted by the publisher for any consequence of its use. Publication thereof does not convey nor imply any license under patent – or other industrial or intellectual property rights. Document order number: CAT0101 Data subject to change.

Cover Image: Burj Khalifa

CAT0101-1014-AZZAUS-5K